



Phonics Patterns For Beginning Readers

A Moth



Number Two






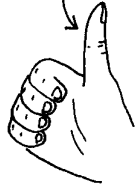




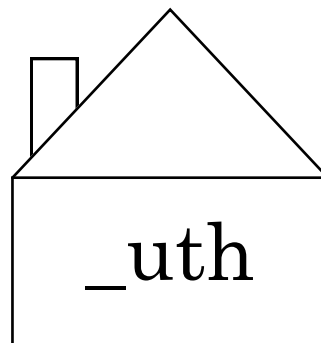
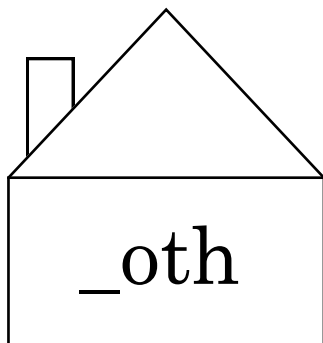

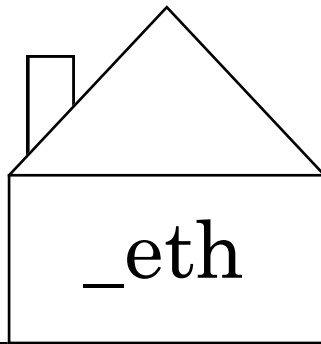
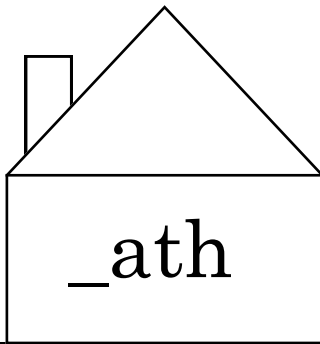

Entire contents © 2008 By Kathryn J. Davis
7223 Cedar Lane Drive
Germantown, TN 38138
(901) 737-4466
All rights reserved.

Permission is hereby granted to teachers, parents, and
tutors to reproduce student materials in this book
for individual or classroom use. Permission is granted
for school-wide reproduction of materials.
Commercial reproduction is prohibited.

Printed in the United States of America

Practice saying the sounds and key words
for each of these patterns.

ō		go 
ōr		for 
th		thumb 
th		this 



g → ō

go

n → ō

no

s → ō

so

y → ō y → ō

yo-yo

ō → r

or

f → ō → r

for

go



or



no



for



yo-yo



ho ho ho



ō




1. Pat has a red yo-yo.




2. We will go on a bus.




3. She is so hot.



4. No, Max can not go.




or




1. It is for mom.



2. Will he get a cat
or a dog?



3. It is for us.



th → i → n

thin

th → u → d

thud

th → u → mb

thumb

B → e → th

Beth

S → e → th

Seth

b → a → th

bath

m → a → th

math

p → a → th

path

m → o → th

moth

w → i → th

with

thin



bath



thud



math

$$\begin{array}{r} 5 \\ +5 \\ \hline 10 \end{array}$$

thumb



path



Beth



moth



Seth



with



th → i → s

this

th → a → t

that

th → e → m

them

th → e → n

then


this



them



that



then



the



Sight Words

the bug



the rug




the cat




the rat



the dog



the hog



the



Sight Words

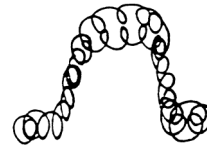
the bell



the well



the wig



the pig




the moth



the path







th



1. This pig is thin.



2. That pig is fat.




3. Beth is with Seth.



4. The dog will
get a bath.







th




1. The bell is big.



2. The man got a fish.



3. He will fix the van.




Suffix Study

_s



_s



runs

cats

sits

dogs

wags

bugs

tells

pins

hops

beds

Words that tell about an action are called verbs.
When one other person or thing is doing the
action, add an s to the end of the verb.

Tom runs.

She helps.

He sits.


It swims.

Do not add an s with *I* or *you*.

I run.

You help.

Words that tell about people, places, or things are
called nouns. Add an s to a noun to show that
you are talking about more than one.



Suffix Study

—s

1. Jill runs.



2. Sam hops.




3. Gus wins.



4. Ed sits.





Suffix Study

—s

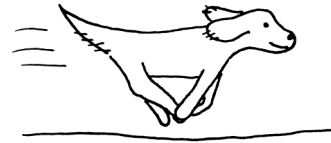
1. He tugs.



2. A cat digs.




3. The dog runs.



4. Jan tells.





Suffix Study

—s

1. It pops.




2. Tom shuts the box.



3. Jim hits the rim.




4. Beth gets a cat.




I Wish


This is a cat.



This is a dog.




This is a pig.



This is a frog.




I wish I had a cat.



I wish I had a dog.



I wish I had a pig.



I wish I had a frog.



I Wish

This is a cat.

This is a dog.

This is a pig.

This is a frog.

I wish I had a cat.


I wish I had a dog.

I wish I had a pig.


I wish I had a frog.

Sound Review - Look at each letter pattern. Say the sound.

a



ā




e



ē



i



ī



o




ō



u



ū



sh




o



ōr



th



th



Sight Word Review



a	is	I	bē	gō
A	his	ōr	hē	nō
was	as	fōr	wē	sō
of	has		mē	yō-yō
son	this		shē	
won	that			
ton	them			
from	then			
front	with			
the	bōth			