



Phonics Patterns For Beginning Readers

Luke And The Lizard



Number Sixteen



Entire contents © 2010 By Kathryn J. Davis
7223 Cedar Lane Drive
Germantown, TN 38138
(901) 737-4466
All rights reserved.

Permission is hereby granted to teachers, parents, and
tutors to reproduce student materials in this book
for individual or classroom use. Permission is granted
for school-wide reproduction of materials.
Commercial reproduction is prohibited.

Printed in the United States of America

Table of Contents

Teaching Notes	4
ue/ glue, ue/ cue	5
u_e/ mule, u_e/ flute	9
ui/ fruit	15
ew/ flew, ew/ few	19
ar/ dollar	23
ar/ carry	25
Contractions: Let's, I'm, you're, they're, we're, who're	29
👉 Read <i>Luke And The Lizard</i> in <i>Follow Your Dreams</i> - Practice Stories for Beginning Readers Volume 3	
eu/ neutron, eu/ Europe	31
ie/ shield, ie/ pie	35
Sight word: friend	39
👉 Read <i>Two Sleuths</i> in <i>Follow Your Dreams</i> - Practice Stories for Beginning Readers Volume 3	

Teaching Notes

1. Students should be able to read short vowel words and the sight words *is, his, as, has, a, and was* before beginning these phonics patterns booklets. The booklets should be completed in order, beginning with number one.
2. Materials listed below are available at www.soundcityreading.com.
3. Students should hear the Sound Story Part 2 read aloud to become familiar with the sound pictures and the letters that represent each sound. Part 2 has pictures to illustrate the extra sounds in our language, such as sh/ ship and th/ thumb, that are not included in the basic alphabet sounds. It also includes long vowel sounds, such as ā/ apron, and special vowel sounds, such as ä/ all.
4. Use the Sound Picture Flashcards for Part 2 of the Sound Story to review the sounds they represent. These cards have a sound picture on one side and the related phonics pattern on the other side. Show each card and have students give the sound in unison. Or call on individual students to give each sound, followed by the whole class. Practice giving the sounds for both the picture side and the phonics pattern side. If a student forgets the sound for a phonics pattern, turn the card over to show the sound picture to help the student remember the sound.

5. In this booklet, students will read words and sentences with each new letter pattern. The pattern is shown at the top of the page along with the related sound picture. Have students identify this pattern and say the sound before reading the page.
6. Students will practice decoding (sounding out) new words in two columns. In the left column, the words are segmented, or separated, to show the separate sound units within the word. Use this column the first time students read the words. Students should put a finger under the first part of the word, say the sound, slide their fingers to the next part, say the sound, slide to the next part, and say the sound. Each sound is to be said distinctly and separately. This is called segmenting the word. The arrows show the direction to move as the word is read. Then students should slide their finger to the same word in the right hand column, and say the word in the regular way, without separating the sounds. This routine can be done individually, in unison in a small group, or in unison with the whole class. Coach the students to maintain a steady rhythm and point to the words as they read.
7. Students will read the same words again on the next page. This time the words have pictures to show their meanings. Discuss the meanings of any unfamiliar words. It's important for students to realize that if they recognize the word, they should just say it in the regular way. It's OK to sound out words (say the sounds from left to right) that they don't remember. But once they learn a word, it's not necessary to sound it out any more. If they do need to say the sounds to figure out the word, they should repeat it normally after they recognize a word.
8. Next students will read sentences containing some of the new words. The sentence pages contain only the new words and any other words that have been previously taught. It is not necessary for students to guess. If they have trouble with a word, remind them of sound of the letter or phonics pattern that is causing a problem. If students don't recognize a word, they should say the sounds from left to right, repeating smoothly until they recognize the word. Remind them to think about the other words in the sentence and anticipate what words would make sense.
9. Explain the use of suffixes and punctuation as needed.
10. An umbrella over a vowel is a signal to use the u/umbrella sound for that vowel.
11. After finishing this booklet, students should be able to read all of the sight words on the last page.

ue



S → ue

Sue

gl → ue

glue

tr → ue

true

cl → ue

clue

bl → ue

blue

Tues → day

Tuesday

tis → ^{sh}sue

tissue

res → cue

rescue

ar → gue

argue

stat^{ch} → ue

statue

val → ue

value

av → en → ue

avenue


u_e



Sue



cue



glue



rescue



true



argue



clue



^{sh}
tissue



blue



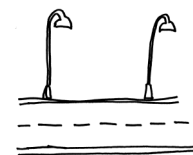
^{ch}
statue



Tuesday



avenue




ue



1. Sue will wear her blue dress to the party.
2. Please do not spill the glue!
3. This footprint is a clue.
4. The sky is blue today.
5. Who will rescue the lost puppy?

ue



1. Please hand me a tissue.
2. Joan lives on Pine Avenue.
3. Do not argue with your sister.
4. We went to visit the Statue of Liberty.
5. Is it true that you won the contest?

u_e



m → u → l → e

mule

c → u → b → e

cube

t → u → b → e

tube

f → u → s → e

fuse

u → s → e

use

fl → u → t → e

flute

br → u → t → e

brute

c → u → t → e

cute

d → u → n → e

dune

t → u → n → e

tune

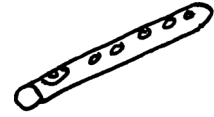
u_e



mule



flute



cube



brute



tube



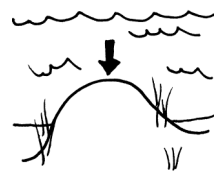
cute



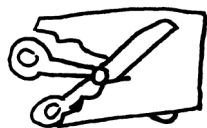
fuse



dune



use



tune



u_e



L → u → k → e

Luke

c → u → r → e

cure

s → u → r → e

sure

pl → u → m → e

plume

J → u → n → e

June

pr → u → n → e

prune

Nep → tune

Neptune


h → u → g → e

huge


u_e



Luke



June



cure



prune



sure




Neptune




plume



huge




u_e



1. June can play a tune on the flute.
2. The vet will cure the sick mule.
3. Luke has a cute little puppy.
4. Sue was rude to her teacher.
5. Use this tube of toothpaste.

u_e



1. The Duke has a white plume on his hat.
2. We walked by the sand dunes at the beach.
3. Are you sure it will snow?
4. Neptune is a huge planet.
5. We will go camping in June.

ui



s → ui → t

suit

fr → ui → t

fruit

j → ui → ce

juice

cr → ui → se

cruise

br → ui → se

bruise

grape → fruit

grapefruit

swim → suit

swimsuit


suit → case

suitcase

ui




suit



suitcase




fruit



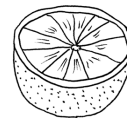
swimsuit




juice



grapefruit



cruise



bruise




ui



1. Fruit is a good snack.
2. I packed my swimsuit in my suitcase.
3. We will go on a cruise to Alaska next summer.

ui



1. Luke bruised his leg when he bumped it.
2. Do you want apple juice or grape juice?
3. Luke will wear his black suit to the wedding

ew



fl → ew

flew

dr → ew

drew

bl → ew

blew

st → ew

stew

scr → ew

screw

p → ew

pew

th → r → ew

threw

gr → ew

grew

f → ew

few

cash → ew

cashew


ew




flew




pew



drew



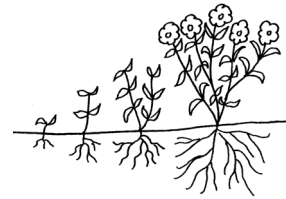
threw



blew



grew



stew



few




screw



cashew




ew



1. Dogs like to chew on bones.
2. The bluebird flew to the oak tree.
3. Sue drew a small, black cat.
4. We had beef stew for supper.

ew



1. Ed threw the ball across home plate.
2. The flowers grew tall in the warm sun.
3. The wind blew the leaves across the yard.
4. A few children went home after lunch.

ar



dol → lar

dollar

col → lar

collar

cōu → gar

cougar

pil → lar

pillar

liz → ard

lizard

wiz → ard

wizard

sō → lar

solar

pō → lar bear polar bear

ar



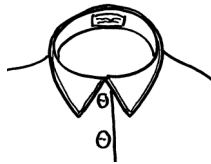
dollar




wizard




collar



solar




cougar




pillar



polar
bear



lizard



ar



car → ry

carry

mar → ry

marry

car → rot

carrot

par → rot

parrot

bar → rel

barrel

par → ent

parent

spar → row

sparrow

car → ol

carol

Mar → y

Mary

Lar → ry

Larry

ar

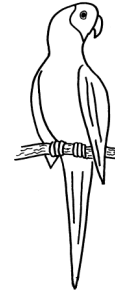
Name: _____
Spelling _____
ground _____
mouth _____
flower _____
mountain _____
road _____




barrel



parrot



carry



parent




carrot



sparrow



marry



carol




Mary



Larry




ar




1. A cougar is a big wildcat.

2. Jeff found a dollar
on the sidewalk.





3. The house has tall pillars
on the front porch.

4. A lizard is on the
wall.




5. A polar bear lives on
the ice.

ar




1. Larry filled the barrel with water.



2. Sue's parents went to see a play.

3. A parrot has a loud call.

4. Mary fed the horse a carrot.



5. Harry will carry the box to the attic.



Contractions



Let us

Let's

You are

You're

We are

We're

I am

I'm

They are

They're

who are

who're



Contractions



1. Let's go to the zoo today .
2. I'm almost finished with my work.
3. You're the winner of the contest.
4. They're ready to eat lunch now.
5. We're going to have a lot of fun at the party.
6. The children who're finished may read a book.

eū



Eu → rope
↪

Europe

Eu → gene

Eugene

f → eu → d

feud

sl → eu → th

sleuth

neu → tron

neutron

streu → sel
↪

streusel

eū



Europe



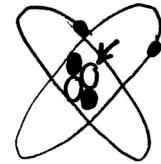
sleuth




Eugene




neutron




feud



streusel




eū



1. Europe is a continent on the other side of the sea.
2. Eugene plays soccer on my team.
3. Larry and Luke have been in a feud all year long.

eū



1. The sleuth found the missing clue under the desk.
2. A neutron is a small particle in an atom.
3. Grandmother makes apple streusel for our family.

iē



sh → ie → ld

shield

f → ie → ld

field

ch → ie → f

chief

f → ie → r → ce

fierce

mō → vie

movie

īe



p → ie

pie

t → ie

tie

l → ie

lie

d → ie

die

cr → ie → s

cries

iē



īe




shield



pie



field



tie



chief



lie



fierce



die



mövie



cries



iē



1. The wild horses ran across the field.
2. The knight will carry his shield into battle.
3. An Indian chief must be wise and brave.
4. A fierce bear lives in this cave.
5. We will eat cookies after we see the movie.

ie



1. Larry can tie his new shoes.
2. Do you want apple pie or pumpkin pie?
3. Plants will die if they don't get sunshine and rain.
4. My baby sister cries when she has to go to bed.
5. Why did you lie to me?

friend




Sight Word

1. I will help my friend rake the leaves.
2. Will you be my friend?
3. Friends like to play together.
4. All of my friends will come to my birthday party.
5. Let's be friends.

Words With U, AR, And IE



use	glue	few	dollar	shield
sure	clue	flew	collar	field
rule	Sue	grew	lizard	chief
tube	blue	new	wizard	thief
huge	cue	threw	forward	fierce
include	value	blew	similar	cookie
produce	 continue	Europe	carrot	mövie
figure	rescue	feud	parrot	tie
costume	fruit	sleuth	parent	pie
pure	juice	Eugene	carry	lie
flute	suit	neutron	marry	die

16B

Sight Word Review



a ^u	is ^z	ī	and	live
A ^u	his ^z	bē	back	give
was ^u	as ^z	hē	tö	have
of ^u	has ^z	wē	dö	catch
son ^u	this	mē	t ^ü wö	inch
won ^u	that	shē	w ^ü hö	when
from ^u	them	gō	intö	which
front ^u	then	nō	ontö	what ^u
the ^u	than	sō	rich	like
ship	with	fōr	such	night
wish	bōth	ōr	much	find

16C

Sight Word Review



child	page	because	were	key
cent	magic	ball	won't	honey
dance	orange	salt	don't	money
nice	car	also	her	monkey
girl	are	always	never	they
rain	want	see	cover	ōbey
say	wash	been	wonder	thing
says	watch	here	mother	nothing
said	walk	these	brother	gōing
take	talk	there	wäter	dōing
eight	saw	where	ōver	think

16D

Sight Word Review



pretty	open	great	done	roll
baby	music	break	none	yolk
every	even	steak	come	folks
any	item	bear	some	across
many	label	wear	dove	again
busy	eat	ceiling	once	oil
very	easy	either	toe	boy
city	head	neither	does	apple
my	meant	their	shöe	people
by	ready	home	gold	little
why	really	love	bolt	circle

16E

Sight Word Review



out	door	father	sugar	
yöu	poor	cube	pie	
yöur	floor	flute	shield	
gröup	blood	glue	friend	
thröugh ^{xx} ^{xx}	flood	cue		
thöugh ^x ^x	work	fruit		
föur	horse	flew		
how	doctor	few		
yellöw	 color	Europe		
look	sorry	lizard		
moon	panda	sparrow		