

## Oral Blending Set 6

### 2-Sound Words

ea-t	i-ce
u-p	p-aw
b-ee	i-n
t-oe	z-oo

Lay out all eight pictures face up. Say the name of one picture, leaving a pause between the first and second sounds. The student finds that picture, removes it, and repeats the word without the pause. Continue until all the pictures have been removed. If the student is not familiar with any of the pictures, name each picture before beginning the game.

## Oral Blending Set 6

### 2-Sound Words

ea-t	i-ce
u-p	p-aw
b-ee	i-n
t-oe	z-oo

Lay out all eight pictures face up. Say the name of one picture, leaving a pause between the first and second sounds. The student finds that picture, removes it, and repeats the word without the pause. Continue until all the pictures have been removed. If the student is not familiar with any of the pictures, name each picture before beginning the game.

## Oral Blending Set 6

### 2-Sound Words

ea-t	i-ce
u-p	p-aw
b-ee	i-n
t-oe	z-oo


Lay out all eight pictures face up. Say the name of one picture, leaving a pause between the first and second sounds. The student finds that picture, removes it, and repeats the word without the pause. Continue until all the pictures have been removed. If the student is not familiar with any of the pictures, name each picture before beginning the game.

## Oral Blending Set 6


### 2-Sound Words

ea-t	i-ce
u-p	p-aw
b-ee	i-n
t-oe	z-oo


Lay out all eight pictures face up. Say the name of one picture, leaving a pause between the first and second sounds. The student finds that picture, removes it, and repeats the word without the pause. Continue until all the pictures have been removed. If the student is not familiar with any of the pictures, name each picture before beginning the game.




2-Sound  
Words Set 6



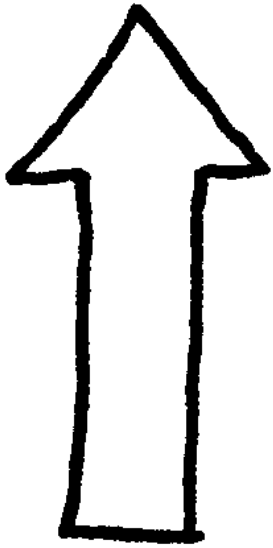
2-Sound  
Words Set 6




2-Sound  
Words Set 6



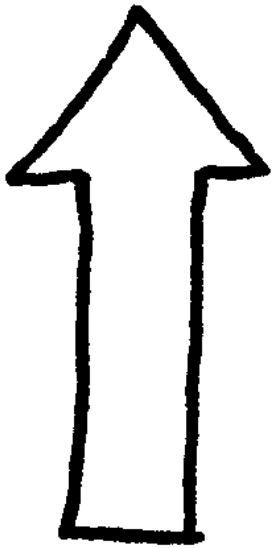
2-Sound  
Words Set 6




2-Sound  
Words Set 6



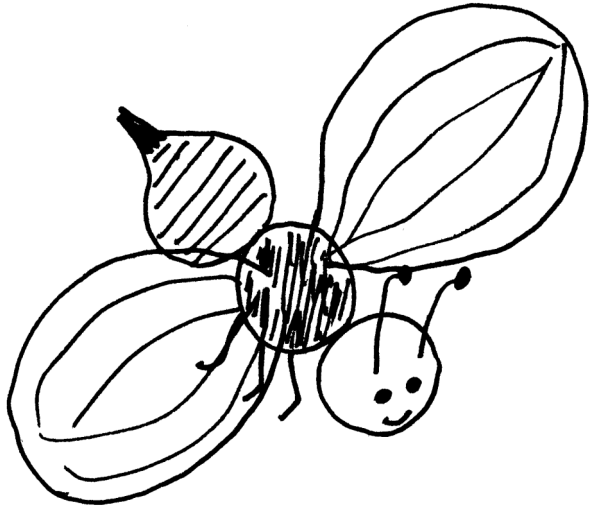
2-Sound  
Words Set 6



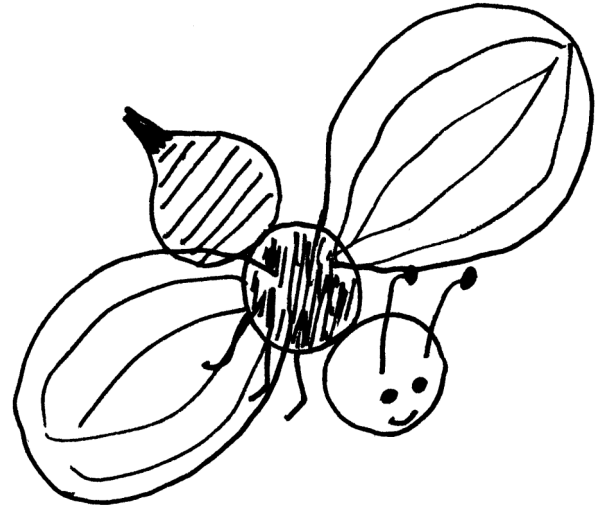
2-Sound  
Words Set 6



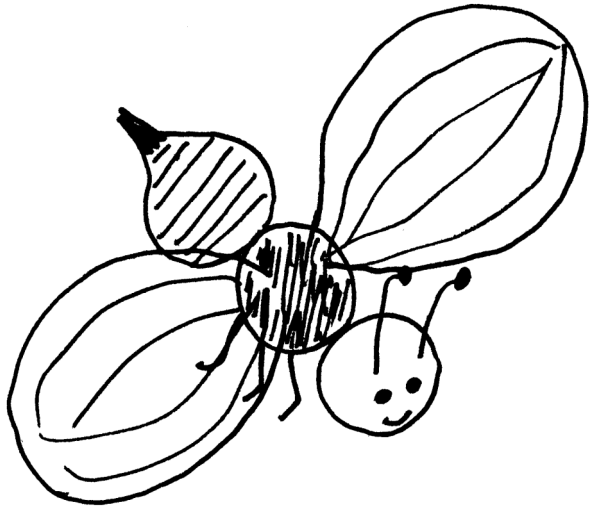
2-Sound  
Words Set 6



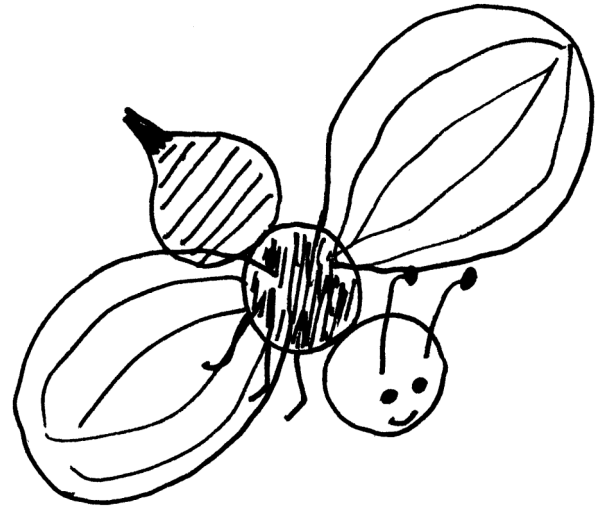
2-Sound  
Words Set 6



2-Sound  
Words Set 6



2-Sound  
Words Set 6



2-Sound  
Words Set 6



2-Sound  
Words Set 6




2-Sound  
Words Set 6




2-Sound  
Words Set 6




2-Sound  
Words Set 6




2-Sound  
Words Set 6



2-Sound  
Words Set 6



2-Sound  
Words Set 6



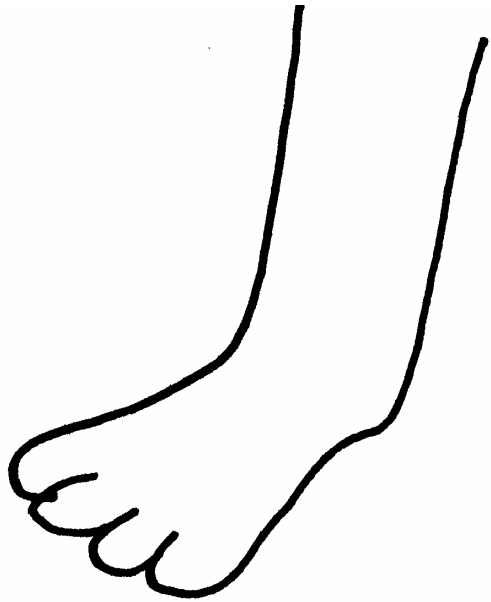
2-Sound  
Words Set 6



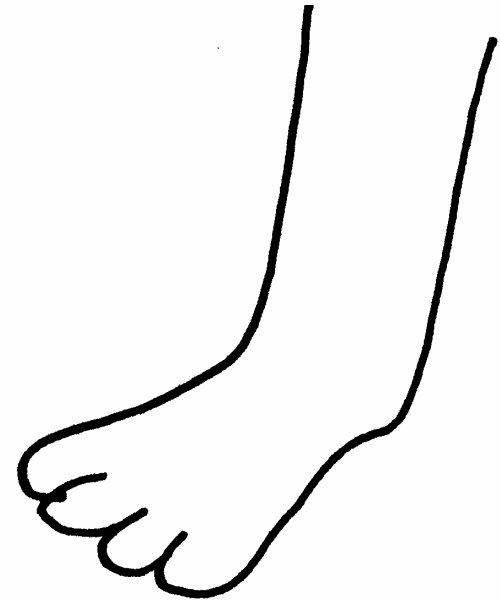
2-Sound  
Words Set 6




2-Sound  
Words Set 6




2-Sound  
Words Set 6




2-Sound  
Words Set 6




2-Sound  
Words Set 6




2-Sound  
Words Set 6




2-Sound  
Words Set 6




2-Sound  
Words Set 6




2-Sound  
Words Set 6



2-Sound  
Words Set 6



2-Sound  
Words Set 6



2-Sound  
Words Set 6

## Oral Blending Set 7

### 2-Sound Words

ea-r	wh-o
th-ey	a-dd
k-ey	s-aw
d-ay	h-igh

Lay out all eight pictures face up. Say the name of one picture, leaving a pause between the first and second sounds. The student finds that picture, removes it, and repeats the word without the pause. Continue until all the pictures have been removed. If the student is not familiar with any of the pictures, name each picture before beginning the game.

## Oral Blending Set 7

### 2-Sound Words

ea-r	wh-o
th-ey	a-dd
k-ey	s-aw
d-ay	h-igh

Lay out all eight pictures face up. Say the name of one picture, leaving a pause between the first and second sounds. The student finds that picture, removes it, and repeats the word without the pause. Continue until all the pictures have been removed. If the student is not familiar with any of the pictures, name each picture before beginning the game.

## Oral Blending Set 7

### 2-Sound Words

ea-r	wh-o
th-ey	a-dd
k-ey	s-aw
d-ay	h-igh

Lay out all eight pictures face up. Say the name of one picture, leaving a pause between the first and second sounds. The student finds that picture, removes it, and repeats the word without the pause. Continue until all the pictures have been removed. If the student is not familiar with any of the pictures, name each picture before beginning the game.

## Oral Blending Set 7

### 2-Sound Words

ea-r	wh-o
th-ey	a-dd
k-ey	s-aw
d-ay	h-igh

Lay out all eight pictures face up. Say the name of one picture, leaving a pause between the first and second sounds. The student finds that picture, removes it, and repeats the word without the pause. Continue until all the pictures have been removed. If the student is not familiar with any of the pictures, name each picture before beginning the game.



2-Sound  
Words Set 7




2-Sound  
Words Set 7




2-Sound  
Words Set 7




2-Sound  
Words Set 7




2-Sound  
Words Set 7



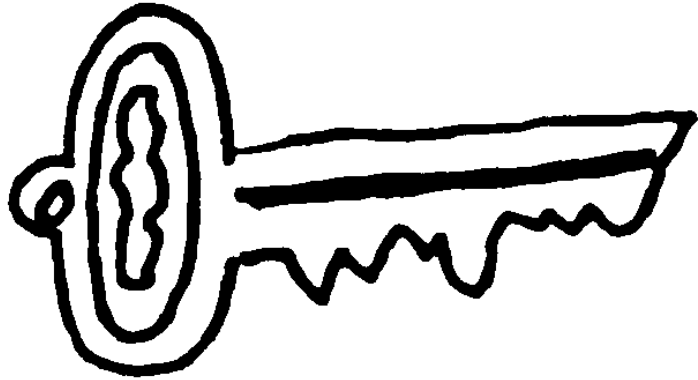
2-Sound  
Words Set 7



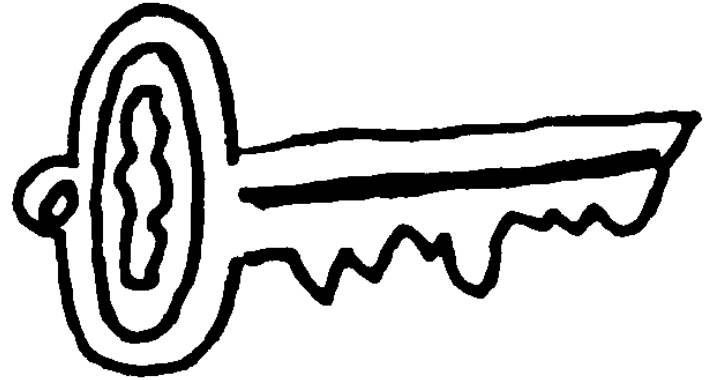
2-Sound  
Words Set 7



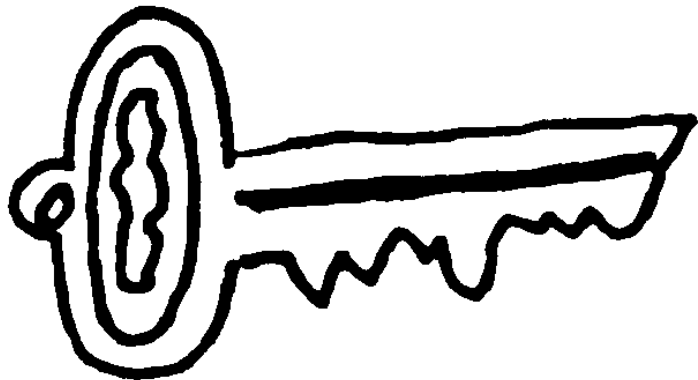
2-Sound  
Words Set 7



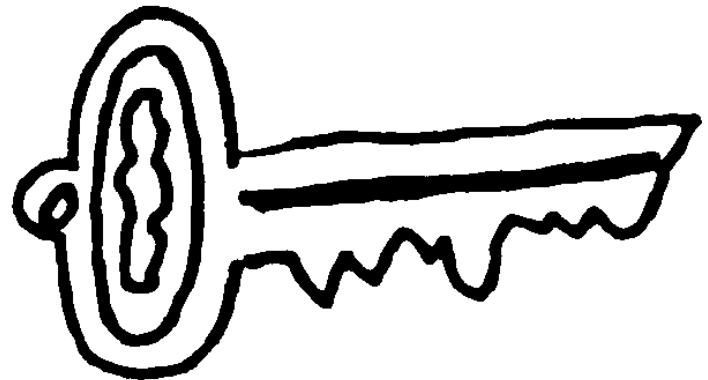
2-Sound  
Words Set 7



2-Sound  
Words Set 7



2-Sound  
Words Set 7



2-Sound  
Words Set 7



2-Sound  
Words Set 7




2-Sound  
Words Set 7




2-Sound  
Words Set 7




2-Sound  
Words Set 7




2-Sound  
Words Set 7



2-Sound  
Words Set 7



2-Sound  
Words Set 7



2-Sound  
Words Set 7

$$\begin{array}{r} 3 \quad \bullet \bullet \bullet \\ + 1 \quad \bullet \\ \hline 4 \end{array}$$

2-Sound  
Words Set 7

$$\begin{array}{r} 3 \quad \bullet \bullet \bullet \\ + 1 \quad \bullet \\ \hline 4 \end{array}$$


2-Sound  
Words Set 7

$$\begin{array}{r} 3 \quad \bullet \bullet \bullet \\ + 1 \quad \bullet \\ \hline 4 \end{array}$$


2-Sound  
Words Set 7

$$\begin{array}{r} 3 \quad \bullet \bullet \bullet \\ + 1 \quad \bullet \\ \hline 4 \end{array}$$


2-Sound  
Words Set 7




2-Sound  
Words Set 7




2-Sound  
Words Set 7




2-Sound  
Words Set 7




2-Sound  
Words Set 7




2-Sound  
Words Set 7



2-Sound  
Words Set 7



2-Sound  
Words Set 7



2-Sound  
Words Set 7

## Oral Blending Set 8

### 2-Sound Words

u-s	a-dd
o-n	p-ie
t-o	o-ff
g-o	h-ay

Lay out all eight pictures face up. Say the name of one picture, leaving a pause between the first and second sounds. The student finds that picture, removes it, and repeats the word without the pause. Continue until all the pictures have been removed. If the student is not familiar with any of the pictures, name each picture before beginning the game.

## Oral Blending Set 8

### 2-Sound Words

u-s	a-dd
o-n	p-ie
t-o	o-ff
g-o	h-ay

Lay out all eight pictures face up. Say the name of one picture, leaving a pause between the first and second sounds. The student finds that picture, removes it, and repeats the word without the pause. Continue until all the pictures have been removed. If the student is not familiar with any of the pictures, name each picture before beginning the game.

## Oral Blending Set 8

### 2-Sound Words

u-s	a-dd
o-n	p-ie
t-o	o-ff
g-o	h-ay


Lay out all eight pictures face up. Say the name of one picture, leaving a pause between the first and second sounds. The student finds that picture, removes it, and repeats the word without the pause. Continue until all the pictures have been removed. If the student is not familiar with any of the pictures, name each picture before beginning the game.

## Oral Blending Set 8


### 2-Sound Words

u-s	a-dd
o-n	p-ie
t-o	o-ff
g-o	h-ay


Lay out all eight pictures face up. Say the name of one picture, leaving a pause between the first and second sounds. The student finds that picture, removes it, and repeats the word without the pause. Continue until all the pictures have been removed. If the student is not familiar with any of the pictures, name each picture before beginning the game.




2-Sound  
Words Set 8



2-Sound  
Words Set 8



2-Sound  
Words Set 8



2-Sound  
Words Set 8



2-Sound  
Words Set 8



2-Sound  
Words Set 8



2-Sound  
Words Set 8



2-Sound  
Words Set 8



2-Sound  
Words Set 8




2-Sound  
Words Set 8




2-Sound  
Words Set 8




2-Sound  
Words Set 8




2-Sound  
Words Set 8




2-Sound  
Words Set 8




2-Sound  
Words Set 8




2-Sound  
Words Set 8




2-Sound  
Words Set 8




2-Sound  
Words Set 8




2-Sound  
Words Set 8




2-Sound  
Words Set 8




2-Sound  
Words Set 8




2-Sound  
Words Set 8




2-Sound  
Words Set 8




2-Sound  
Words Set 8




2-Sound  
Words Set 8



2-Sound  
Words Set 8



2-Sound  
Words Set 8



2-Sound  
Words Set 8



2-Sound  
Words Set 8



2-Sound  
Words Set 8



2-Sound  
Words Set 8



2-Sound  
Words Set 8

## Oral Blending Set 9

### 2-Sound Words

w-e	p-ay
t-ee	m-ow
o-dd	m-y
j-aw	t-ea

Lay out all eight pictures face up. Say the name of one picture, leaving a pause between the first and second sounds. The student finds that picture, removes it, and repeats the word without the pause. Continue until all the pictures have been removed. If the student is not familiar with any of the pictures, name each picture before beginning the game. Note: Explain that sometimes two words sound the same but have different meanings (tea/tee).

## Oral Blending Set 9

### 2-Sound Words

w-e	p-ay
t-ee	m-ow
o-dd	m-y
j-aw	t-ea

Lay out all eight pictures face up. Say the name of one picture, leaving a pause between the first and second sounds. The student finds that picture, removes it, and repeats the word without the pause. Continue until all the pictures have been removed. If the student is not familiar with any of the pictures, name each picture before beginning the game. Note: Explain that sometimes two words sound the same but have different meanings (tea/tee).

## Oral Blending Set 9

### 2-Sound Words

w-e	p-ay
t-ee	m-ow
o-dd	m-y
j-aw	t-ea


Lay out all eight pictures face up. Say the name of one picture, leaving a pause between the first and second sounds. The student finds that picture, removes it, and repeats the word without the pause. Continue until all the pictures have been removed. If the student is not familiar with any of the pictures, name each picture before beginning the game. Note: Explain that sometimes two words sound the same but have different meanings (tea/tee).

## Oral Blending Set 9


### 2-Sound Words

w-e	p-ay
t-ee	m-ow
o-dd	m-y
j-aw	t-ea


Lay out all eight pictures face up. Say the name of one picture, leaving a pause between the first and second sounds. The student finds that picture, removes it, and repeats the word without the pause. Continue until all the pictures have been removed. If the student is not familiar with any of the pictures, name each picture before beginning the game. Note: Explain that sometimes two words sound the same but have different meanings (tea/tee).




2-Sound  
Words Set 9




2-Sound  
Words Set 9



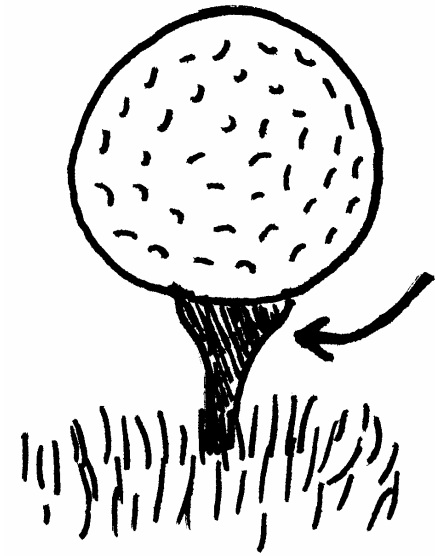
2-Sound  
Words Set 9




2-Sound  
Words Set 9




2-Sound  
Words Set 9




2-Sound  
Words Set 9




2-Sound  
Words Set 9




2-Sound  
Words Set 9




2-Sound  
Words Set 9




2-Sound  
Words Set 9



2-Sound  
Words Set 9




2-Sound  
Words Set 9




2-Sound  
Words Set 9




2-Sound  
Words Set 9



2-Sound  
Words Set 9



2-Sound  
Words Set 9




2-Sound  
Words Set 9



2-Sound  
Words Set 9




2-Sound  
Words Set 9



2-Sound  
Words Set 9



2-Sound  
Words Set 9



2-Sound  
Words Set 9



2-Sound  
Words Set 9




2-Sound  
Words Set 9



2-Sound  
Words Set 9



2-Sound  
Words Set 9




2-Sound  
Words Set 9



2-Sound  
Words Set 9



2-Sound  
Words Set 9



2-Sound  
Words Set 9



2-Sound  
Words Set 9



2-Sound  
Words Set 9

## Oral Blending Set 10

### 2-Sound Words

e-gg	b-ow
i-ll	e-dge
m-e	i-tch
a-pe	j-ay

Lay out all eight pictures face up. Say the name of one picture, leaving a pause between the first and second sounds. The student finds that picture, removes it, and repeats the word without the pause. Continue until all the pictures have been removed. If the student is not familiar with any of the pictures, name each picture before beginning the game.

## Oral Blending Set 10

### 2-Sound Words

e-gg	b-ow
i-ll	e-dge
m-e	i-tch
a-pe	j-ay

Lay out all eight pictures face up. Say the name of one picture, leaving a pause between the first and second sounds. The student finds that picture, removes it, and repeats the word without the pause. Continue until all the pictures have been removed. If the student is not familiar with any of the pictures, name each picture before beginning the game.

## Oral Blending Set 10

### 2-Sound Words

e-gg	b-ow
i-ll	e-dge
m-e	i-tch
a-pe	j-ay


Lay out all eight pictures face up. Say the name of one picture, leaving a pause between the first and second sounds. The student finds that picture, removes it, and repeats the word without the pause. Continue until all the pictures have been removed. If the student is not familiar with any of the pictures, name each picture before beginning the game.

## Oral Blending Set 10


### 2-Sound Words

e-gg	b-ow
i-ll	e-dge
m-e	i-tch
a-pe	j-ay


Lay out all eight pictures face up. Say the name of one picture, leaving a pause between the first and second sounds. The student finds that picture, removes it, and repeats the word without the pause. Continue until all the pictures have been removed. If the student is not familiar with any of the pictures, name each picture before beginning the game.




2-Sound  
Words Set 10




2-Sound  
Words Set 10




2-Sound  
Words Set 10




2-Sound  
Words Set 10




2-Sound  
Words Set 10




2-Sound  
Words Set 10




2-Sound  
Words Set 10




2-Sound  
Words Set 10




2-Sound  
Words Set 10




2-Sound  
Words Set 10




2-Sound  
Words Set 10




2-Sound  
Words Set 10




2-Sound  
Words Set 10




2-Sound  
Words Set 10




2-Sound  
Words Set 10




2-Sound  
Words Set 10




2-Sound  
Words Set 10



2-Sound  
Words Set 10




2-Sound  
Words Set 10




2-Sound  
Words Set 10




2-Sound  
Words Set 10



2-Sound  
Words Set 10



2-Sound  
Words Set 10



2-Sound  
Words Set 10



2-Sound  
Words Set 10




2-Sound  
Words Set 10




2-Sound  
Words Set 10




2-Sound  
Words Set 10




2-Sound  
Words Set 10



2-Sound  
Words Set 10



2-Sound  
Words Set 10



2-Sound  
Words Set 10