

Oral Blending Set 3

2-Syllable Words

lem-on	can-dy
pen-cil	trac-tor
wag-on	bas-ket
scis-sors	kit-ten

Lay out all eight pictures face up. Say the name of one picture, leaving a pause between the first and second part of the word. The student finds that picture, removes it, and repeats the word without the pause. Continue until all the pictures have been removed. If the student is not familiar with any of the pictures, name each picture before beginning the game.

Oral Blending Set 3

2-Syllable Words

lem-on	can-dy
pen-cil	trac-tor
wag-on	bas-ket
scis-sors	kit-ten

Lay out all eight pictures face up. Say the name of one picture, leaving a pause between the first and second part of the word. The student finds that picture, removes it, and repeats the word without the pause. Continue until all the pictures have been removed. If the student is not familiar with any of the pictures, name each picture before beginning the game.

Oral Blending Set 3

2-Syllable Words

lem-on	can-dy
pen-cil	trac-tor
wag-on	bas-ket
scis-sors	kit-ten

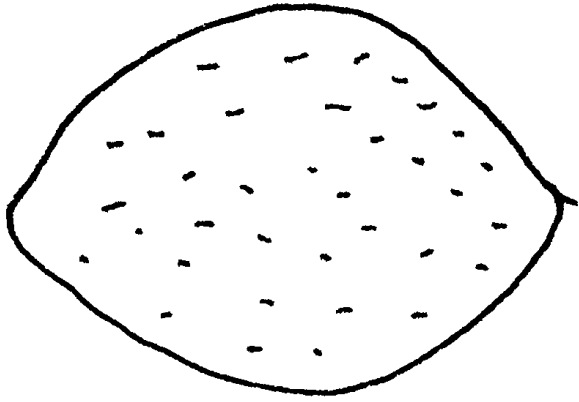
Lay out all eight pictures face up. Say the name of one picture, leaving a pause between the first and second part of the word. The student finds that picture, removes it, and repeats the word without the pause. Continue until all the pictures have been removed. If the student is not familiar with any of the pictures, name each picture before beginning the game.

Oral Blending Set 3

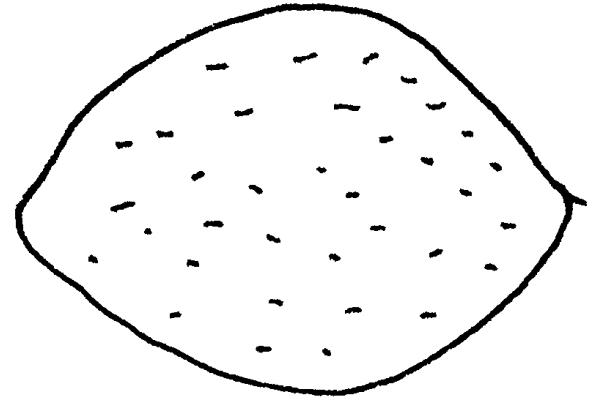
2-Syllable Words

lem-on	can-dy
pen-cil	trac-tor
wag-on	bas-ket
scis-sors	kit-ten

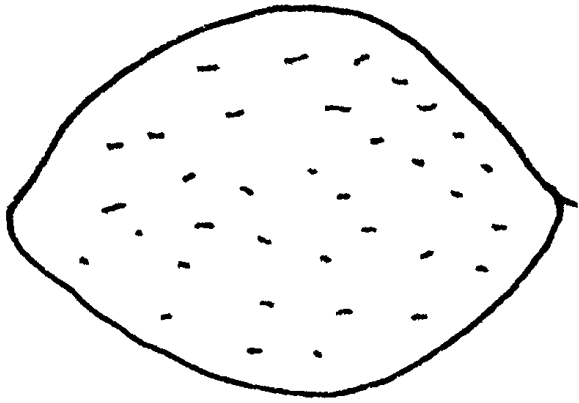
Lay out all eight pictures face up. Say the name of one picture, leaving a pause between the first and second part of the word. The student finds that picture, removes it, and repeats the word without the pause. Continue until all the pictures have been removed. If the student is not familiar with any of the pictures, name each picture before beginning the game.



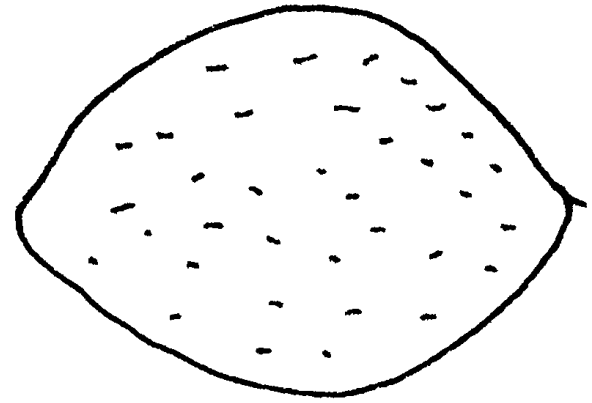
2-Syllable
Words Set 3




2-Syllable
Words Set 3




2-Syllable
Words Set 3




2-Syllable
Words Set 3




2-Syllable
Words Set 3




2-Syllable
Words Set 3




2-Syllable
Words Set 3




2-Syllable
Words Set 3




2-Syllable
Words Set 3



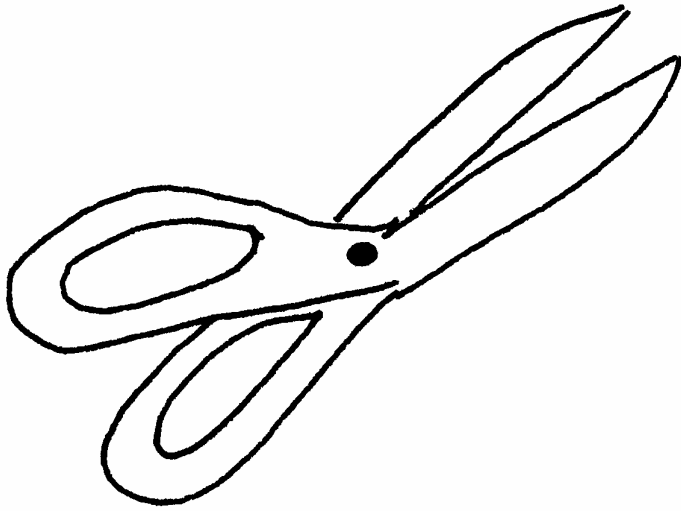
2-Syllable
Words Set 3



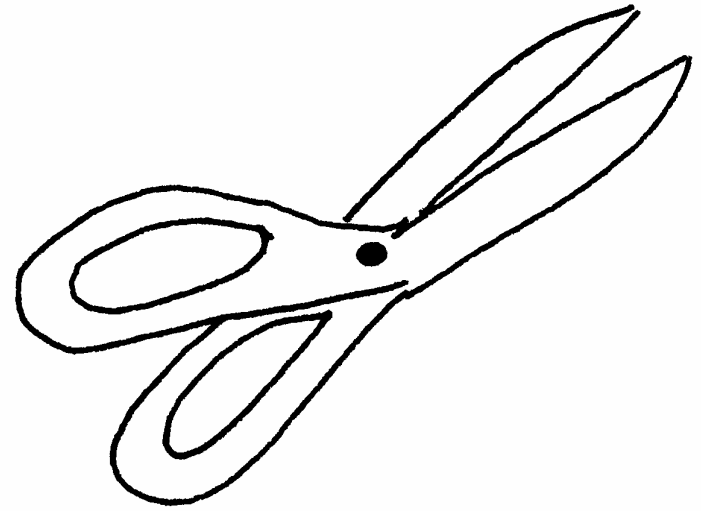
2-Syllable
Words Set 3



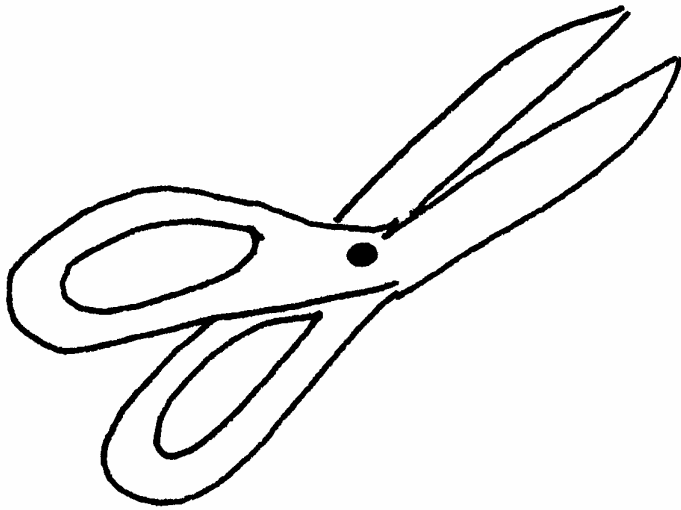
2-Syllable
Words Set 3



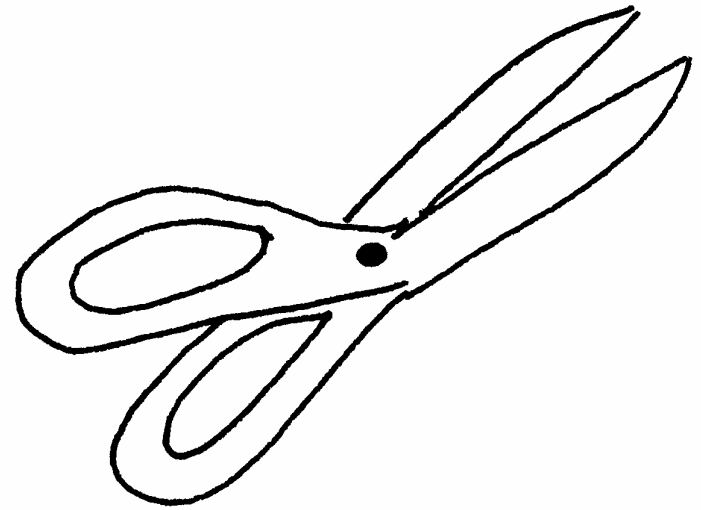
2-Syllable
Words Set 3



2-Syllable
Words Set 3



2-Syllable
Words Set 3



2-Syllable
Words Set 3



2-Syllable
Words Set 3




2-Syllable
Words Set 3




2-Syllable
Words Set 3




2-Syllable
Words Set 3




2-Syllable
Words Set 3




2-Syllable
Words Set 3




2-Syllable
Words Set 3




2-Syllable
Words Set 3




2-Syllable
Words Set 3




2-Syllable
Words Set 3




2-Syllable
Words Set 3




2-Syllable
Words Set 3




2-Syllable
Words Set 3



2-Syllable
Words Set 3



2-Syllable
Words Set 3



2-Syllable
Words Set 3

Oral Blending Set 4

2-Syllable Words

ham-mer	win-dow
gui-tar	rob-in
moun-tain	po-ny
bal-loon	ta-ble

Lay out all eight pictures face up. Say the name of one picture, leaving a pause between the first and second part of the word. The student finds that picture, removes it, and repeats the word without the pause. Continue until all the pictures have been removed. If the student is not familiar with any of the pictures, name each picture before beginning the game.

Oral Blending Set 4

2-Syllable Words

ham-mer	win-dow
gui-tar	rob-in
moun-tain	po-ny
bal-loon	ta-ble

Lay out all eight pictures face up. Say the name of one picture, leaving a pause between the first and second part of the word. The student finds that picture, removes it, and repeats the word without the pause. Continue until all the pictures have been removed. If the student is not familiar with any of the pictures, name each picture before beginning the game.

Oral Blending Set 4

2-Syllable Words

ham-mer	win-dow
gui-tar	rob-in
moun-tain	po-ny
bal-loon	ta-ble


Lay out all eight pictures face up. Say the name of one picture, leaving a pause between the first and second part of the word. The student finds that picture, removes it, and repeats the word without the pause. Continue until all the pictures have been removed. If the student is not familiar with any of the pictures, name each picture before beginning the game.

Oral Blending Set 4


2-Syllable Words

ham-mer	win-dow
gui-tar	rob-in
moun-tain	po-ny
bal-loon	ta-ble


Lay out all eight pictures face up. Say the name of one picture, leaving a pause between the first and second part of the word. The student finds that picture, removes it, and repeats the word without the pause. Continue until all the pictures have been removed. If the student is not familiar with any of the pictures, name each picture before beginning the game.




2-Syllable
Words Set 4




2-Syllable
Words Set 4




2-Syllable
Words Set 4




2-Syllable
Words Set 4




2-Syllable
Words Set 4




2-Syllable
Words Set 4




2-Syllable
Words Set 4



2-Syllable
Words Set 4




2-Syllable
Words Set 4




2-Syllable
Words Set 4




2-Syllable
Words Set 4



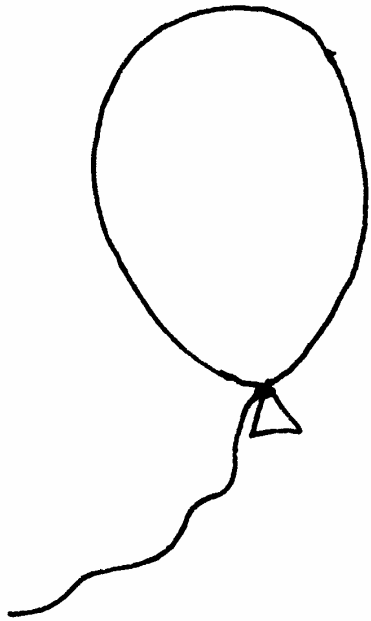
2-Syllable
Words Set 4




2-Syllable
Words Set 4



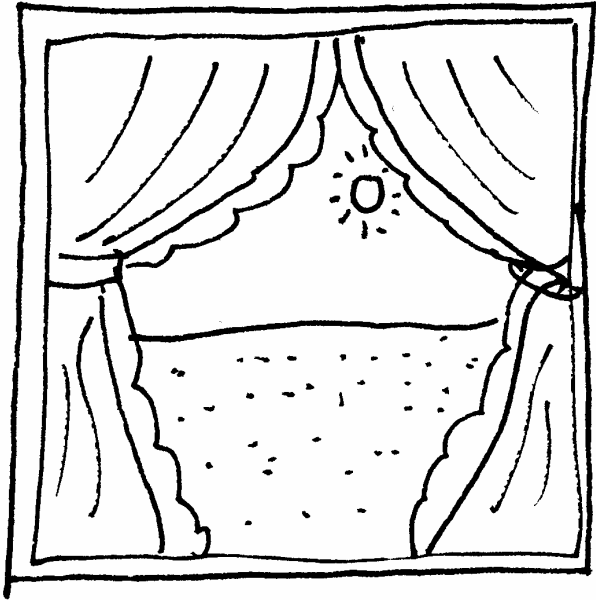
2-Syllable
Words Set 4



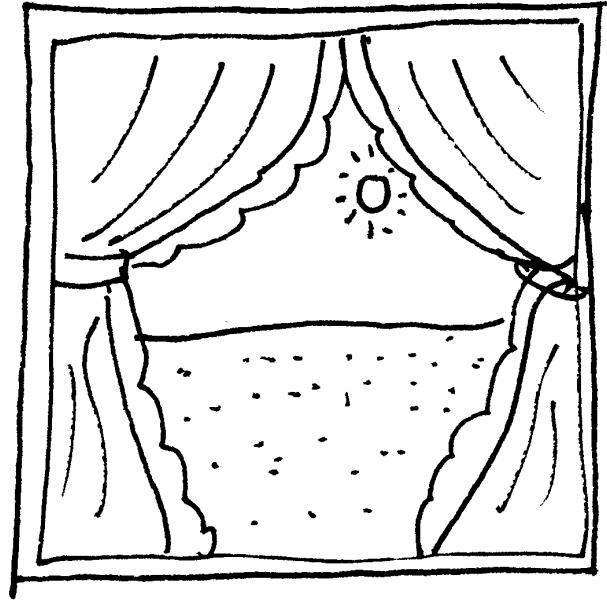
2-Syllable
Words Set 4



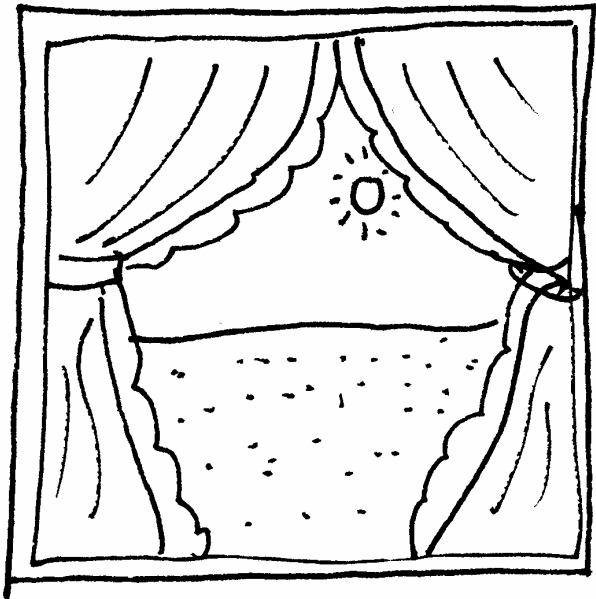
2-Syllable
Words Set 4



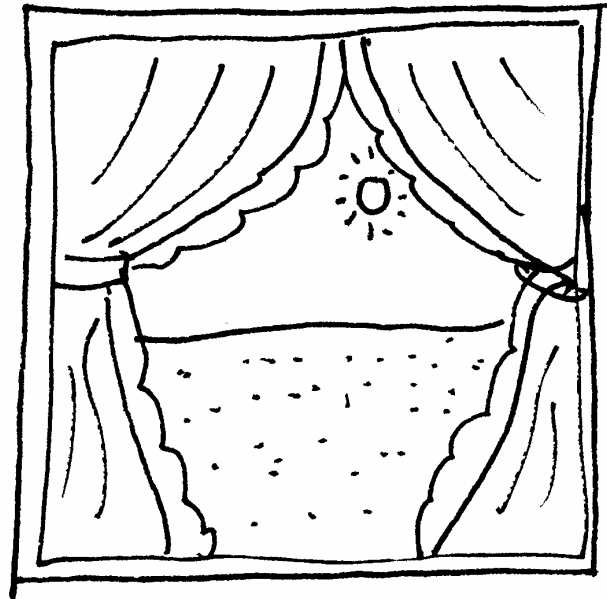
2-Syllable
Words Set 4




2-Syllable
Words Set 4




2-Syllable
Words Set 4




2-Syllable
Words Set 4




2-Syllable
Words Set 4




2-Syllable
Words Set 4




2-Syllable
Words Set 4




2-Syllable
Words Set 4




2-Syllable
Words Set 4




2-Syllable
Words Set 4




2-Syllable
Words Set 4




2-Syllable
Words Set 4




2-Syllable
Words Set 4



2-Syllable
Words Set 4



2-Syllable
Words Set 4



2-Syllable
Words Set 4

Oral Blending Set 5

2-Syllable Words

mush-room

mit-ten

rab-bit

cray-on

muf-fin

ap-ple

pump-kin

sand-wich

Lay out all eight pictures face up. Say the name of one picture, leaving a pause between the first and second part of the word. The student finds that picture, removes it, and repeats the word without the pause. Continue until all the pictures have been removed. If the student is not familiar with any of the pictures, name each picture before beginning the game.

Oral Blending Set 5

2-Syllable Words

mush-room

mit-ten

rab-bit

cray-on

muf-fin

ap-ple

pump-kin

sand-wich

Lay out all eight pictures face up. Say the name of one picture, leaving a pause between the first and second part of the word. The student finds that picture, removes it, and repeats the word without the pause. Continue until all the pictures have been removed. If the student is not familiar with any of the pictures, name each picture before beginning the game.

Oral Blending Set 5

2-Syllable Words

mush-room

mit-ten

rab-bit

cray-on

muf-fin

ap-ple

pump-kin

sand-wich

Lay out all eight pictures face up. Say the name of one picture, leaving a pause between the first and second part of the word. The student finds that picture, removes it, and repeats the word without the pause. Continue until all the pictures have been removed. If the student is not familiar with any of the pictures, name each picture before beginning the game.

Oral Blending Set 5

2-Syllable Words

mush-room

mit-ten

rab-bit

cray-on


muf-fin

ap-ple


pump-kin

sand-wich


Lay out all eight pictures face up. Say the name of one picture, leaving a pause between the first and second part of the word. The student finds that picture, removes it, and repeats the word without the pause. Continue until all the pictures have been removed. If the student is not familiar with any of the pictures, name each picture before beginning the game.




2-Syllable
Words Set 5



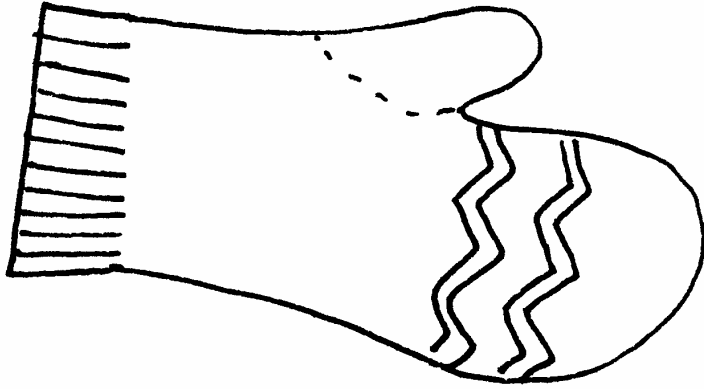
2-Syllable
Words Set 5



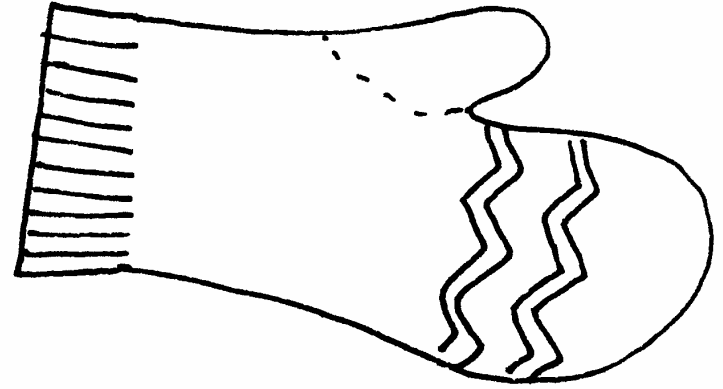
2-Syllable
Words Set 5



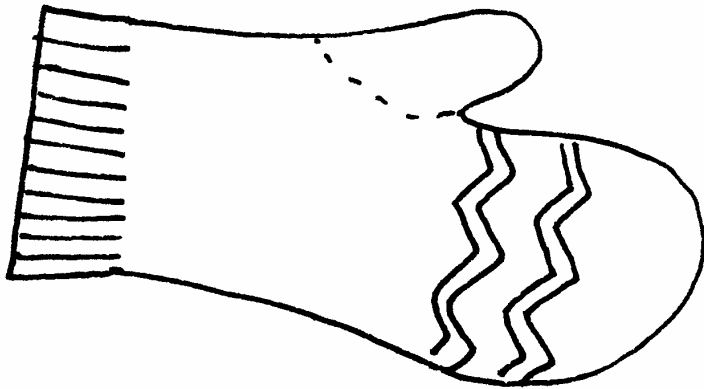
2-Syllable
Words Set 5



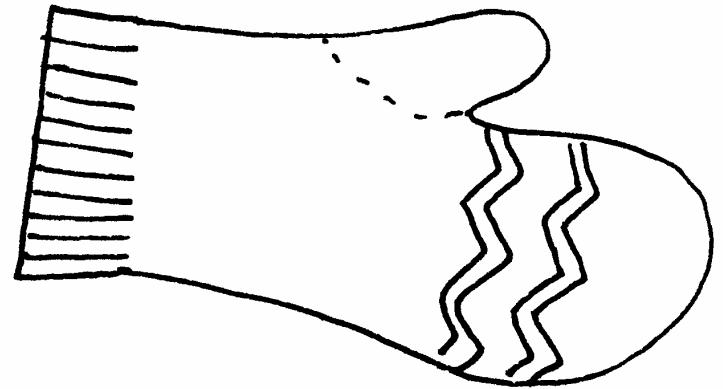
2-Syllable
Words Set 5




2-Syllable
Words Set 5




2-Syllable
Words Set 5




2-Syllable
Words Set 5




2-Syllable
Words Set 5




2-Syllable
Words Set 5



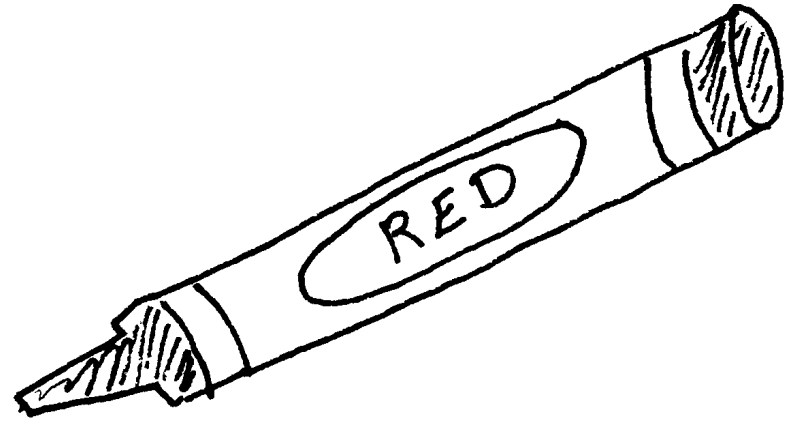
2-Syllable
Words Set 5




2-Syllable
Words Set 5




2-Syllable
Words Set 5



2-Syllable
Words Set 5



2-Syllable
Words Set 5



2-Syllable
Words Set 5



2-Syllable
Words Set 5




2-Syllable
Words Set 5




2-Syllable
Words Set 5




2-Syllable
Words Set 5




2-Syllable
Words Set 5




2-Syllable
Words Set 5




2-Syllable
Words Set 5




2-Syllable
Words Set 5




2-Syllable
Words Set 5



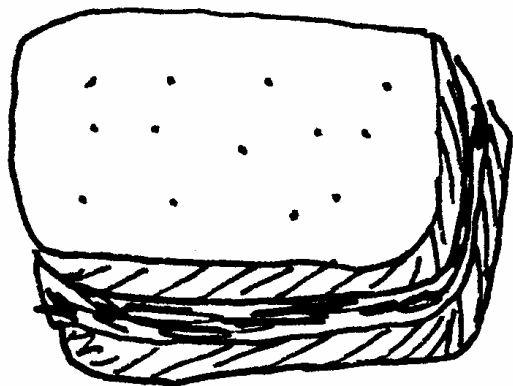
2-Syllable
Words Set 5



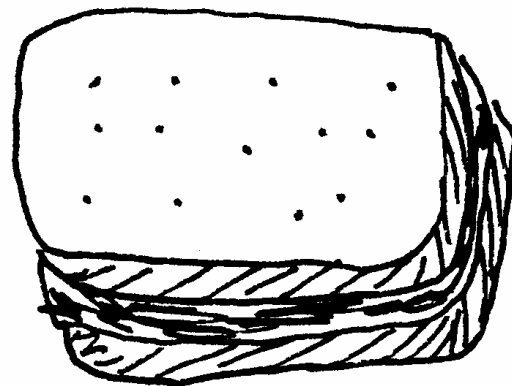
2-Syllable
Words Set 5



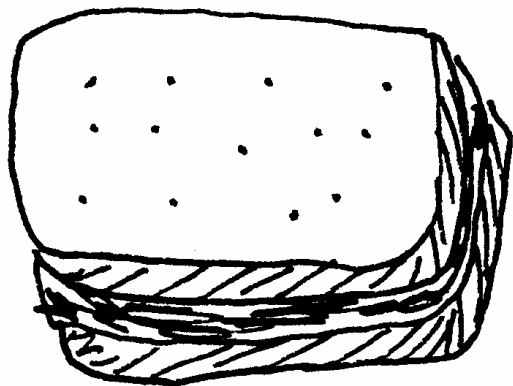
2-Syllable
Words Set 5



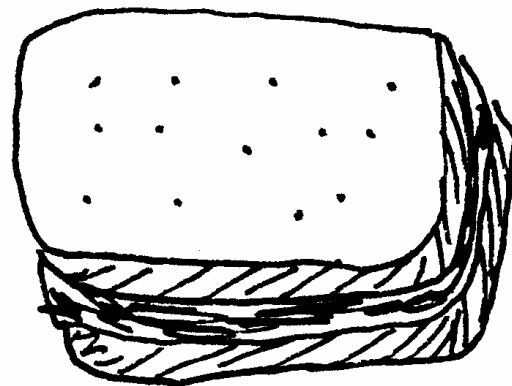
2-Syllable
Words Set 5



2-Syllable
Words Set 5



2-Syllable
Words Set 5



2-Syllable
Words Set 5