

Oral Blending Set 11

3-Sound Words

b-u-s	k-i-ck
j-e-t	c-a-t
f-a-n	b-e-d
d-o-g	s-u-n

Lay out all eight pictures face up. Say the name of one picture, leaving a pause between the first and second sounds. The student finds that picture, removes it, and repeats the word without the pause. Continue until all the pictures have been removed. If the student is not familiar with any of the pictures, name each picture before beginning the game.

Oral Blending Set 11

3-Sound Words

b-u-s	k-i-ck
j-e-t	c-a-t
f-a-n	b-e-d
d-o-g	s-u-n

Lay out all eight pictures face up. Say the name of one picture, leaving a pause between the first and second sounds. The student finds that picture, removes it, and repeats the word without the pause. Continue until all the pictures have been removed. If the student is not familiar with any of the pictures, name each picture before beginning the game.

Oral Blending Set 11

3-Sound Words

b-u-s	k-i-ck
j-e-t	c-a-t
f-a-n	b-e-d
d-o-g	s-u-n


Lay out all eight pictures face up. Say the name of one picture, leaving a pause between the first and second sounds. The student finds that picture, removes it, and repeats the word without the pause. Continue until all the pictures have been removed. If the student is not familiar with any of the pictures, name each picture before beginning the game.

Oral Blending Set 11


3-Sound Words

b-u-s	k-i-ck
j-e-t	c-a-t
f-a-n	b-e-d
d-o-g	s-u-n


Lay out all eight pictures face up. Say the name of one picture, leaving a pause between the first and second sounds. The student finds that picture, removes it, and repeats the word without the pause. Continue until all the pictures have been removed. If the student is not familiar with any of the pictures, name each picture before beginning the game.




3-Sound
Words Set 11




3-Sound
Words Set 11




3-Sound
Words Set 11




3-Sound
Words Set 11




3-Sound
Words Set 11




3-Sound
Words Set 11




3-Sound
Words Set 11



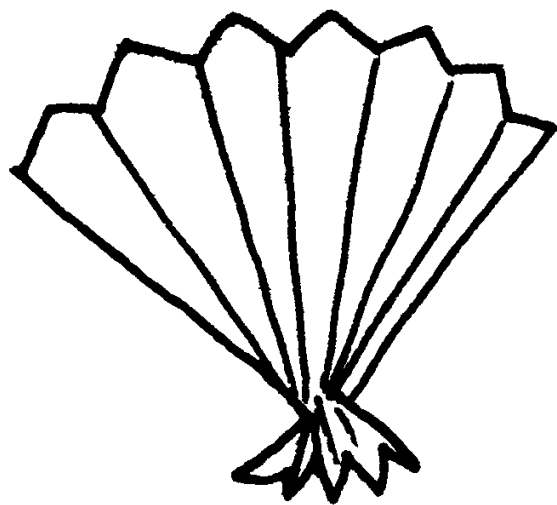
3-Sound
Words Set 11




3-Sound
Words Set 11




3-Sound
Words Set 11




3-Sound
Words Set 11




3-Sound
Words Set 11




3-Sound
Words Set 11



3-Sound
Words Set 11



3-Sound
Words Set 11



3-Sound
Words Set 11



3-Sound
Words Set 11




3-Sound
Words Set 11




3-Sound
Words Set 11




3-Sound
Words Set 11




3-Sound
Words Set 11



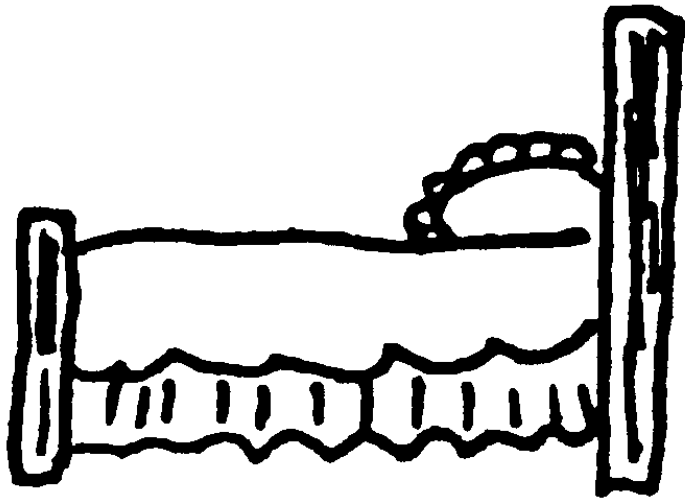
3-Sound
Words Set 11



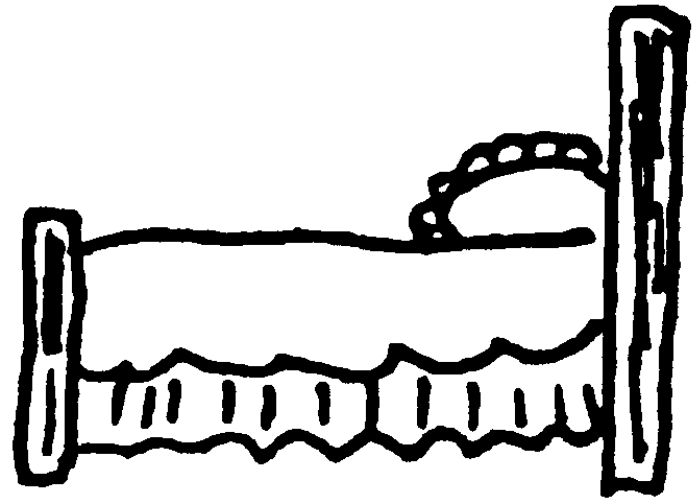
3-Sound
Words Set 11




3-Sound
Words Set 11



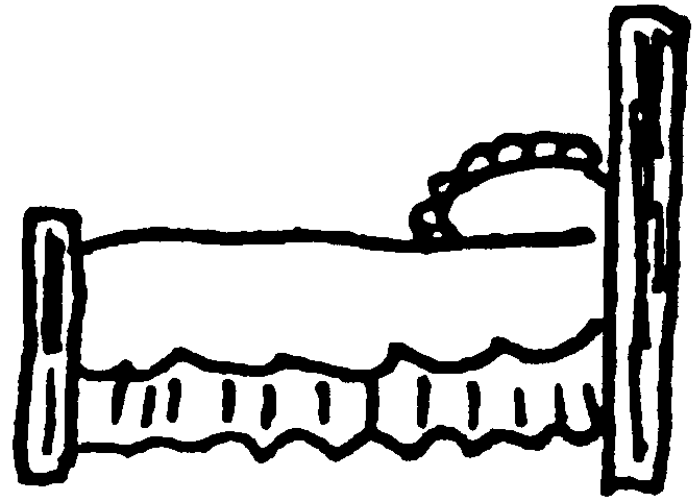
3-Sound
Words Set 11




3-Sound
Words Set 11




3-Sound
Words Set 11




3-Sound
Words Set 11




3-Sound
Words Set 11



3-Sound
Words Set 11



3-Sound
Words Set 11



3-Sound
Words Set 11

Oral Blending Set 12

3-Sound Words

v-a-n	g-u-m
l-e-g	f-i-re
k-i-ss	s-a-fe
p-o-t	z-o-ne

Lay out all eight pictures face up. Say the name of one picture, leaving a pause between the first and second sounds. The student finds that picture, removes it, and repeats the word without the pause. Continue until all the pictures have been removed. If the student is not familiar with any of the pictures, name each picture before beginning the game.

Oral Blending Set 12

3-Sound Words

v-a-n	g-u-m
l-e-g	f-i-re
k-i-ss	s-a-fe
p-o-t	z-o-ne

Lay out all eight pictures face up. Say the name of one picture, leaving a pause between the first and second sounds. The student finds that picture, removes it, and repeats the word without the pause. Continue until all the pictures have been removed. If the student is not familiar with any of the pictures, name each picture before beginning the game.

Oral Blending Set 12

3-Sound Words

v-a-n	g-u-m
l-e-g	f-i-re
k-i-ss	s-a-fe
p-o-t	z-o-ne


Lay out all eight pictures face up. Say the name of one picture, leaving a pause between the first and second sounds. The student finds that picture, removes it, and repeats the word without the pause. Continue until all the pictures have been removed. If the student is not familiar with any of the pictures, name each picture before beginning the game.

Oral Blending Set 12


3-Sound Words

v-a-n	g-u-m
l-e-g	f-i-re
k-i-ss	s-a-fe
p-o-t	z-o-ne


Lay out all eight pictures face up. Say the name of one picture, leaving a pause between the first and second sounds. The student finds that picture, removes it, and repeats the word without the pause. Continue until all the pictures have been removed. If the student is not familiar with any of the pictures, name each picture before beginning the game.




3-Sound
Words Set 12



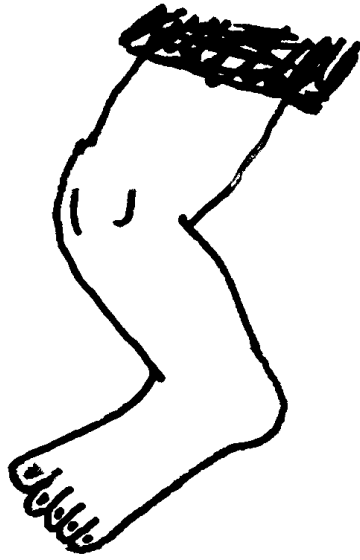
3-Sound
Words Set 12



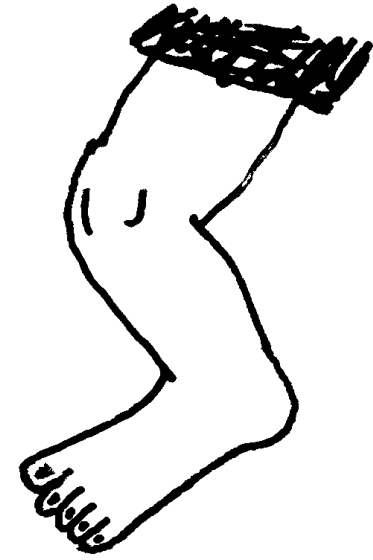
3-Sound
Words Set 12



3-Sound
Words Set 12



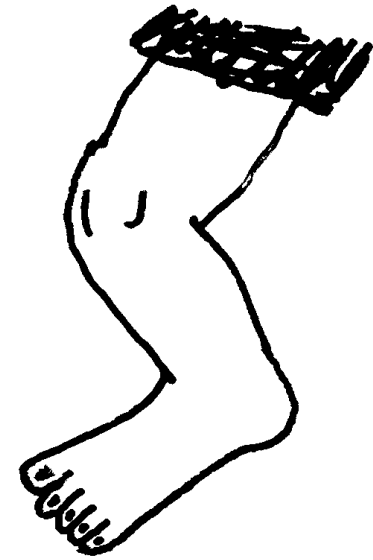
3-Sound
Words Set 12



3-Sound
Words Set 12



3-Sound
Words Set 12



3-Sound
Words Set 12



3-Sound
Words Set 12




3-Sound
Words Set 12




3-Sound
Words Set 12




3-Sound
Words Set 12




3-Sound
Words Set 12




3-Sound
Words Set 12




3-Sound
Words Set 12




3-Sound
Words Set 12




3-Sound
Words Set 12



3-Sound
Words Set 12



3-Sound
Words Set 12



3-Sound
Words Set 12



3-Sound
Words Set 12




3-Sound
Words Set 12




3-Sound
Words Set 12




3-Sound
Words Set 12




3-Sound
Words Set 12




3-Sound
Words Set 12




3-Sound
Words Set 12




3-Sound
Words Set 12




3-Sound
Words Set 12



3-Sound
Words Set 12



3-Sound
Words Set 12



3-Sound
Words Set 12

Oral Blending Set 13

3-Sound Words

h-a-t	c-u-ff
w-e-b	d-ee-r
f-i-zz	v-a-se
h-o-p	h-o-me

Lay out all eight pictures face up. Say the name of one picture, leaving a pause between the first and second sounds. The student finds that picture, removes it, and repeats the word without the pause. Continue until all the pictures have been removed. If the student is not familiar with any of the pictures, name each picture before beginning the game.

Oral Blending Set 13

3-Sound Words

h-a-t	c-u-ff
w-e-b	d-ee-r
f-i-zz	v-a-se
h-o-p	h-o-me

Lay out all eight pictures face up. Say the name of one picture, leaving a pause between the first and second sounds. The student finds that picture, removes it, and repeats the word without the pause. Continue until all the pictures have been removed. If the student is not familiar with any of the pictures, name each picture before beginning the game.

Oral Blending Set 13

3-Sound Words

h-a-t	c-u-ff
w-e-b	d-ee-r
f-i-zz	v-a-se
h-o-p	h-o-me


Lay out all eight pictures face up. Say the name of one picture, leaving a pause between the first and second sounds. The student finds that picture, removes it, and repeats the word without the pause. Continue until all the pictures have been removed. If the student is not familiar with any of the pictures, name each picture before beginning the game.

Oral Blending Set 13


3-Sound Words

h-a-t	c-u-ff
w-e-b	d-ee-r
f-i-zz	v-a-se
h-o-p	h-o-me


Lay out all eight pictures face up. Say the name of one picture, leaving a pause between the first and second sounds. The student finds that picture, removes it, and repeats the word without the pause. Continue until all the pictures have been removed. If the student is not familiar with any of the pictures, name each picture before beginning the game.




3-Sound
Words Set 13




3-Sound
Words Set 13




3-Sound
Words Set 13




3-Sound
Words Set 13




3-Sound
Words Set 13




3-Sound
Words Set 13




3-Sound
Words Set 13




3-Sound
Words Set 13




3-Sound
Words Set 13




3-Sound
Words Set 13




3-Sound
Words Set 13




3-Sound
Words Set 13




3-Sound
Words Set 13




3-Sound
Words Set 13




3-Sound
Words Set 13




3-Sound
Words Set 13



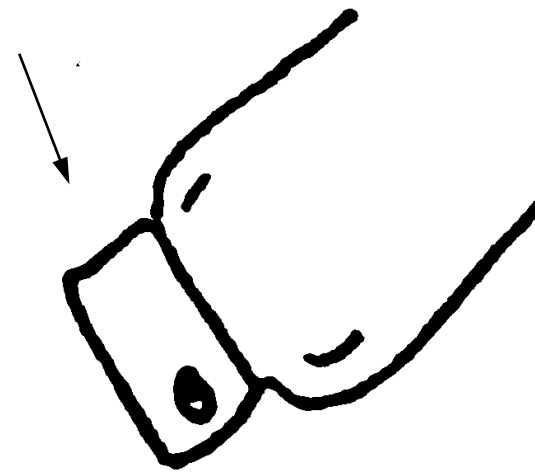
3-Sound
Words Set 13




3-Sound
Words Set 13




3-Sound
Words Set 13




3-Sound
Words Set 13




3-Sound
Words Set 13



3-Sound
Words Set 13




3-Sound
Words Set 13



3-Sound
Words Set 13


3-Sound
Words Set 13



3-Sound
Words Set 13



3-Sound
Words Set 13




3-Sound
Words Set 13







3-Sound
Words Set 13



3-Sound
Words Set 13



3-Sound
Words Set 13



3-Sound
Words Set 13

Oral Blending Set 14

3-Sound Words

y-a-k	m-u-d
n-e-t	f-i-ve
l-i-ck	w-a-ve
l-o-g	f-ee-t

Lay out all eight pictures face up. Say the name of one picture, leaving a pause between the first and second sounds. The student finds that picture, removes it, and repeats the word without the pause. Continue until all the pictures have been removed. If the student is not familiar with any of the pictures, name each picture before beginning the game.

Oral Blending Set 14

3-Sound Words

y-a-k	m-u-d
n-e-t	f-i-ve
l-i-ck	w-a-ve
l-o-g	f-ee-t

Lay out all eight pictures face up. Say the name of one picture, leaving a pause between the first and second sounds. The student finds that picture, removes it, and repeats the word without the pause. Continue until all the pictures have been removed. If the student is not familiar with any of the pictures, name each picture before beginning the game.

Oral Blending Set 14

3-Sound Words

y-a-k	m-u-d
n-e-t	f-i-ve
l-i-ck	w-a-ve
l-o-g	f-ee-t


Lay out all eight pictures face up. Say the name of one picture, leaving a pause between the first and second sounds. The student finds that picture, removes it, and repeats the word without the pause. Continue until all the pictures have been removed. If the student is not familiar with any of the pictures, name each picture before beginning the game.

Oral Blending Set 14


3-Sound Words

y-a-k	m-u-d
n-e-t	f-i-ve
l-i-ck	w-a-ve
l-o-g	f-ee-t


Lay out all eight pictures face up. Say the name of one picture, leaving a pause between the first and second sounds. The student finds that picture, removes it, and repeats the word without the pause. Continue until all the pictures have been removed. If the student is not familiar with any of the pictures, name each picture before beginning the game.




3-Sound
Words Set 14



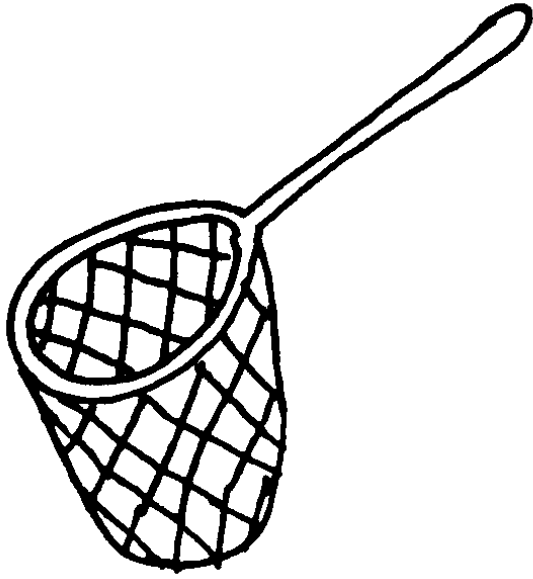
3-Sound
Words Set 14



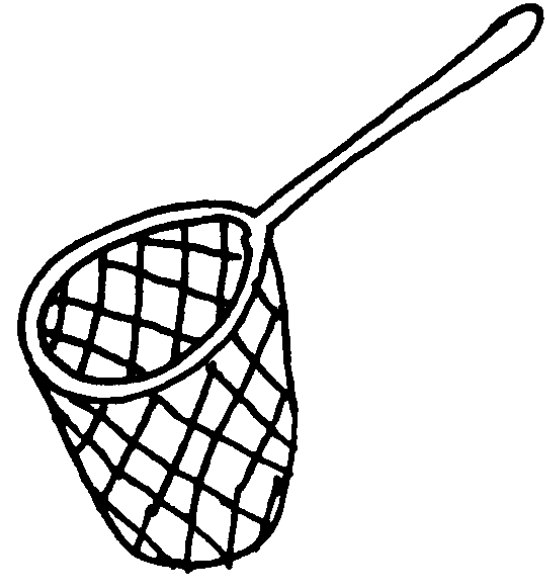
3-Sound
Words Set 14



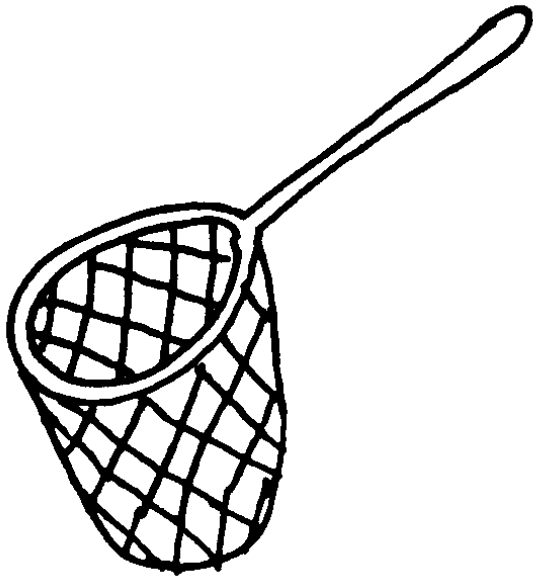
3-Sound
Words Set 14



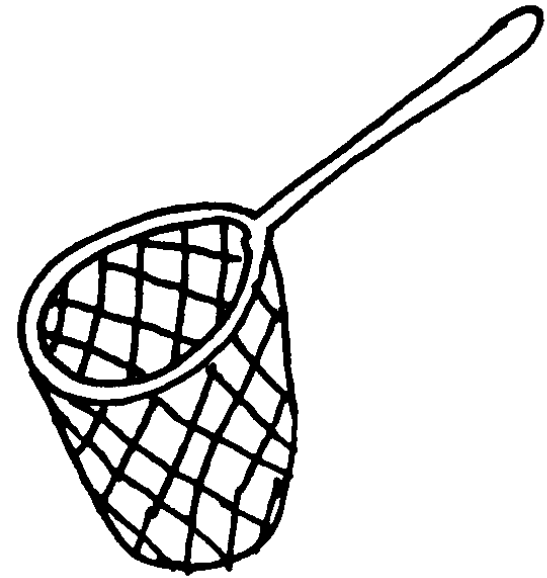
3-Sound
Words Set 14



3-Sound
Words Set 14



3-Sound
Words Set 14



3-Sound
Words Set 14



3-Sound
Words Set 14




3-Sound
Words Set 14




3-Sound
Words Set 14




3-Sound
Words Set 14




3-Sound
Words Set 14




3-Sound
Words Set 14




3-Sound
Words Set 14




3-Sound
Words Set 14




3-Sound
Words Set 14



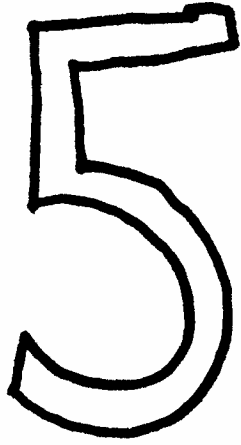
3-Sound
Words Set 14



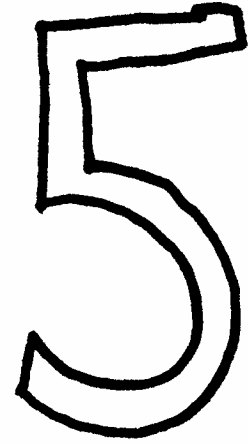
3-Sound
Words Set 14




3-Sound
Words Set 14



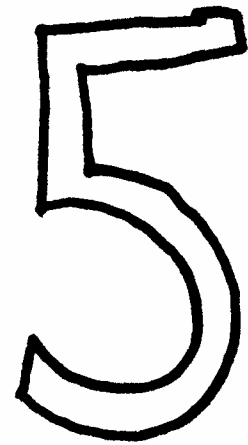
3-Sound
Words Set 14



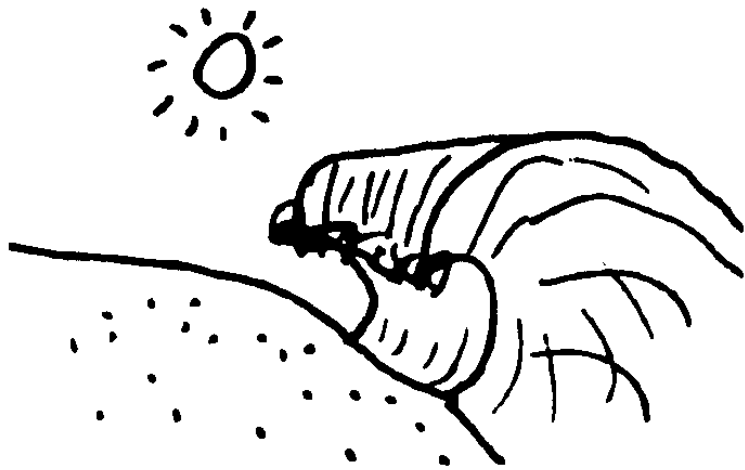
3-Sound
Words Set 14



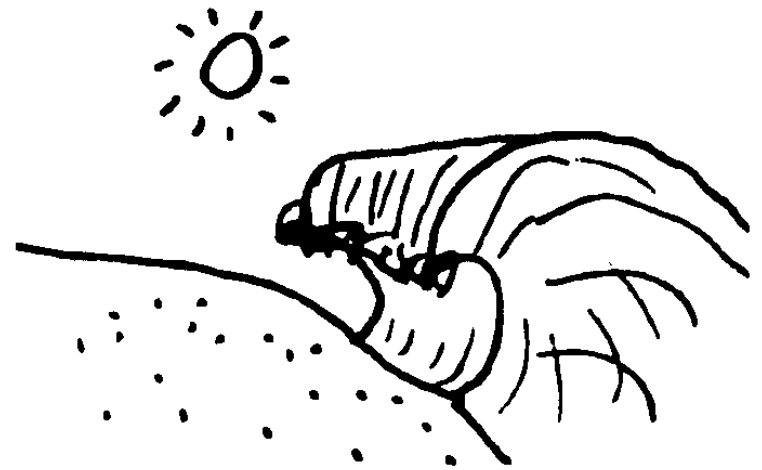
3-Sound
Words Set 14



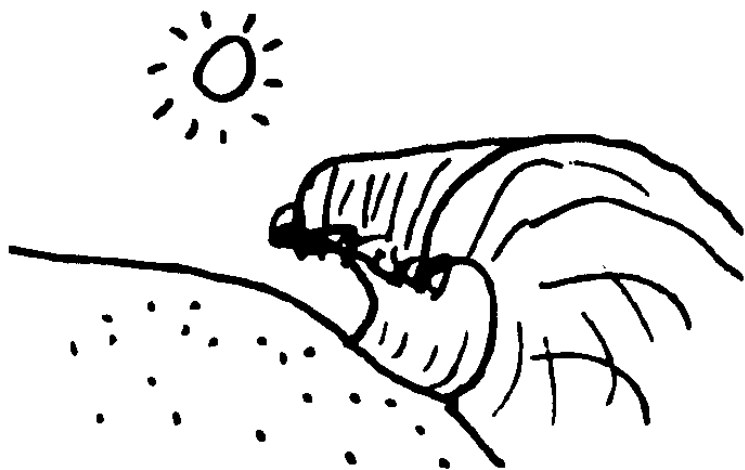
3-Sound
Words Set 14



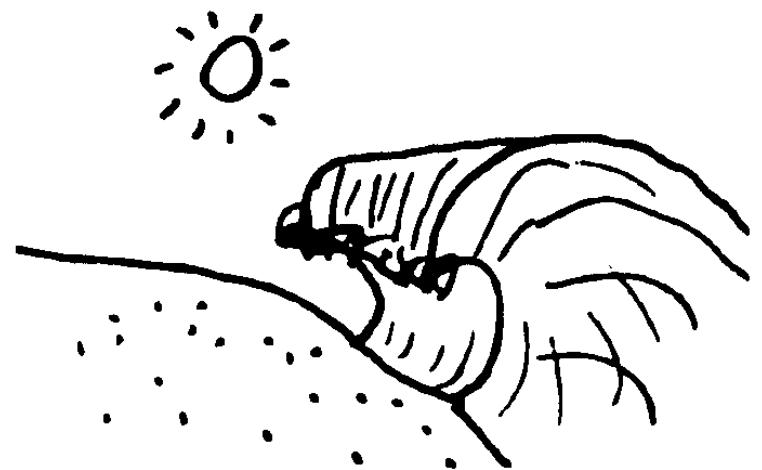
3-Sound
Words Set 14



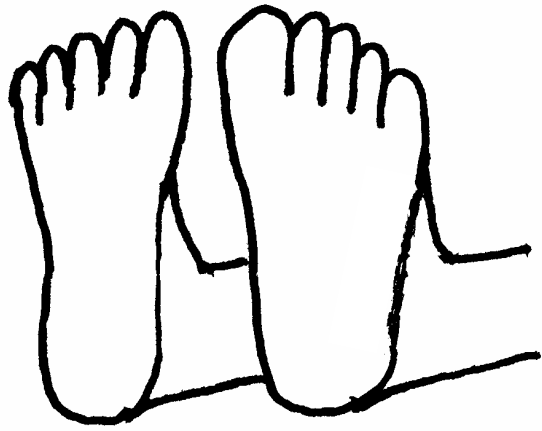
3-Sound
Words Set 14



3-Sound
Words Set 14



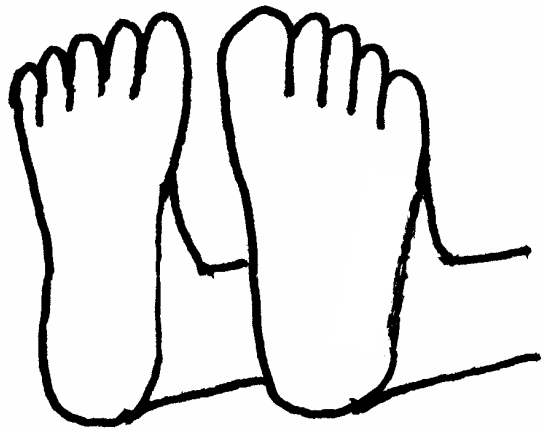
3-Sound
Words Set 14



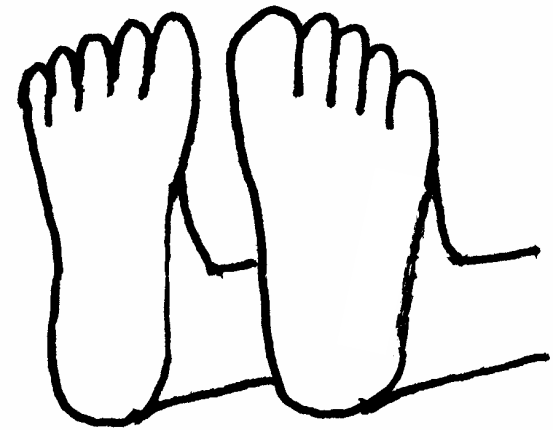
3-Sound
Words Set 14



3-Sound
Words Set 14



3-Sound
Words Set 14



3-Sound
Words Set 14

Oral Blending Set 15

3-Sound Words

t-a-g	m-a-ze
p-i-g	c-o-ne
m-o-p	d-ee-r
n-u-t	t-ai-l

Lay out all eight pictures face up. Say the name of one picture, leaving a pause between the first and second sounds. The student finds that picture, removes it, and repeats the word without the pause. Continue until all the pictures have been removed. If the student is not familiar with any of the pictures, name each picture before beginning the game.

Oral Blending Set 15

3-Sound Words

t-a-g	m-a-ze
p-i-g	c-o-ne
m-o-p	d-ee-r
n-u-t	t-ai-l

Lay out all eight pictures face up. Say the name of one picture, leaving a pause between the first and second sounds. The student finds that picture, removes it, and repeats the word without the pause. Continue until all the pictures have been removed. If the student is not familiar with any of the pictures, name each picture before beginning the game.

Oral Blending Set 15

3-Sound Words

t-a-g	m-a-ze
p-i-g	c-o-ne
m-o-p	d-ee-r
n-u-t	t-ai-l


Lay out all eight pictures face up. Say the name of one picture, leaving a pause between the first and second sounds. The student finds that picture, removes it, and repeats the word without the pause. Continue until all the pictures have been removed. If the student is not familiar with any of the pictures, name each picture before beginning the game.

Oral Blending Set 15

3-Sound Words

t-a-g	m-a-ze
p-i-g	c-o-ne
m-o-p	d-ee-r
n-u-t	t-ai-l

Lay out all eight pictures face up. Say the name of one picture, leaving a pause between the first and second sounds. The student finds that picture, removes it, and repeats the word without the pause. Continue until all the pictures have been removed. If the student is not familiar with any of the pictures, name each picture before beginning the game.



3-Sound
Words Set 15




3-Sound
Words Set 15




3-Sound
Words Set 15




3-Sound
Words Set 15




3-Sound
Words Set 15




3-Sound
Words Set 15




3-Sound
Words Set 15




3-Sound
Words Set 15




3-Sound
Words Set 15




3-Sound
Words Set 15




3-Sound
Words Set 15




3-Sound
Words Set 15




3-Sound
Words Set 15



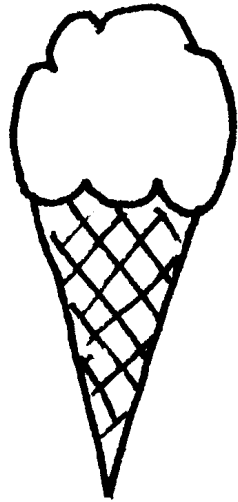
3-Sound
Words Set 15



3-Sound
Words Set 15



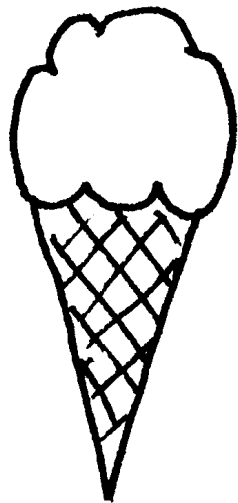
3-Sound
Words Set 15



3-Sound
Words Set 15




3-Sound
Words Set 15




3-Sound
Words Set 15




3-Sound
Words Set 15




3-Sound
Words Set 15




3-Sound
Words Set 15




3-Sound
Words Set 15




3-Sound
Words Set 15




3-Sound
Words Set 15



3-Sound
Words Set 15



3-Sound
Words Set 15



3-Sound
Words Set 15

Oral Blending Set 16

3-Sound Words

g-a-s	m-ai-l
qu-i-ll	h-aw-k
r-o-d	b-oo-t
r-u-n	w-oo-d

Lay out all eight pictures face up. Say the name of one picture, leaving a pause between the first and second sounds. The student finds that picture, removes it, and repeats the word without the pause. Continue until all the pictures have been removed. If the student is not familiar with any of the pictures, name each picture before beginning the game.

Oral Blending Set 16

3-Sound Words

g-a-s	m-ai-l
qu-i-ll	h-aw-k
r-o-d	b-oo-t
r-u-n	w-oo-d

Lay out all eight pictures face up. Say the name of one picture, leaving a pause between the first and second sounds. The student finds that picture, removes it, and repeats the word without the pause. Continue until all the pictures have been removed. If the student is not familiar with any of the pictures, name each picture before beginning the game.

Oral Blending Set 16

3-Sound Words

g-a-s	m-ai-l
qu-i-ll	h-aw-k
r-o-d	b-oo-t
r-u-n	w-oo-d


Lay out all eight pictures face up. Say the name of one picture, leaving a pause between the first and second sounds. The student finds that picture, removes it, and repeats the word without the pause. Continue until all the pictures have been removed. If the student is not familiar with any of the pictures, name each picture before beginning the game.

Oral Blending Set 16


3-Sound Words

g-a-s	m-ai-l
qu-i-ll	h-aw-k
r-o-d	b-oo-t
r-u-n	w-oo-d


Lay out all eight pictures face up. Say the name of one picture, leaving a pause between the first and second sounds. The student finds that picture, removes it, and repeats the word without the pause. Continue until all the pictures have been removed. If the student is not familiar with any of the pictures, name each picture before beginning the game.




3-Sound
Words Set 16



3-Sound
Words Set 16




3-Sound
Words Set 16



3-Sound
Words Set 16




3-Sound
Words Set 16



3-Sound
Words Set 16

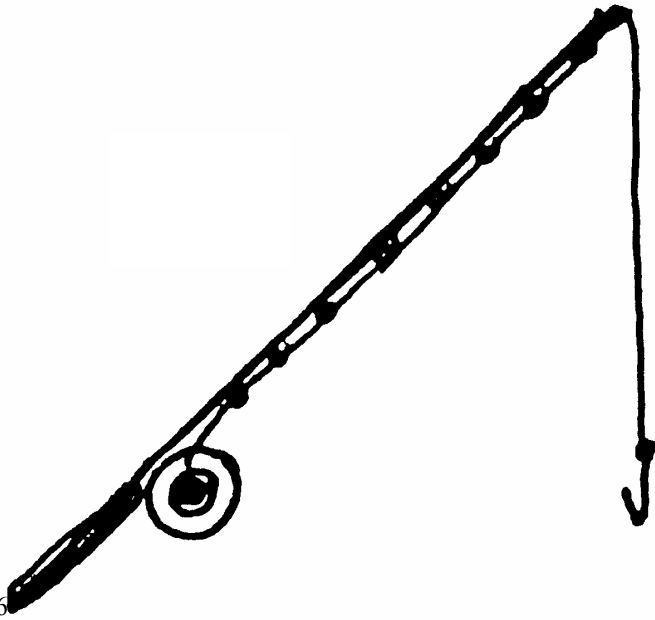


3-Sound
Words Set 16

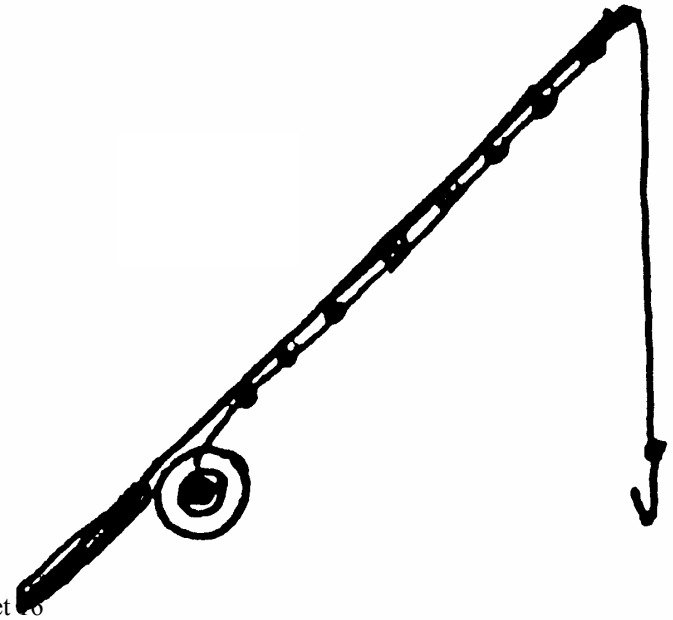


3-Sound
Words Set 16

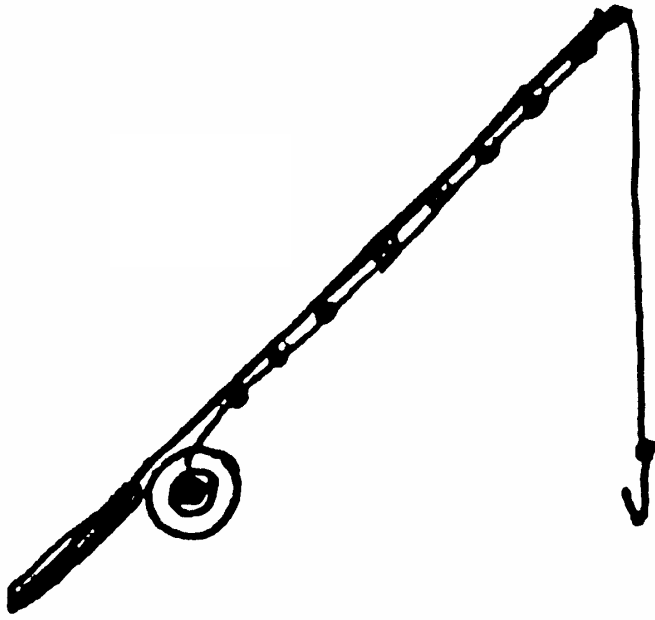
3-Sound
Words Set 16



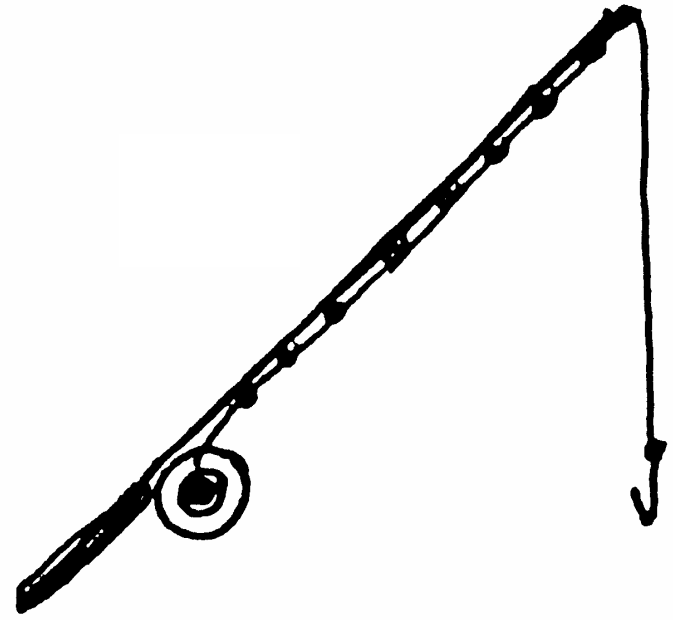
3-Sound
Words Set 16



3-Sound
Words Set 16




3-Sound
Words Set 16






3-Sound
Words Set 16



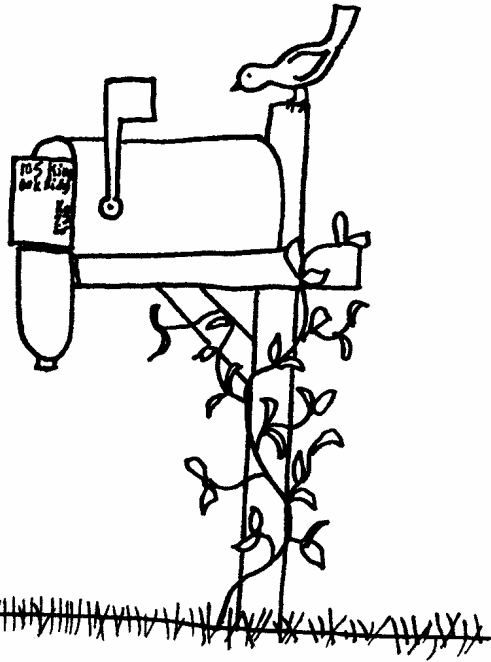
3-Sound
Words Set 16



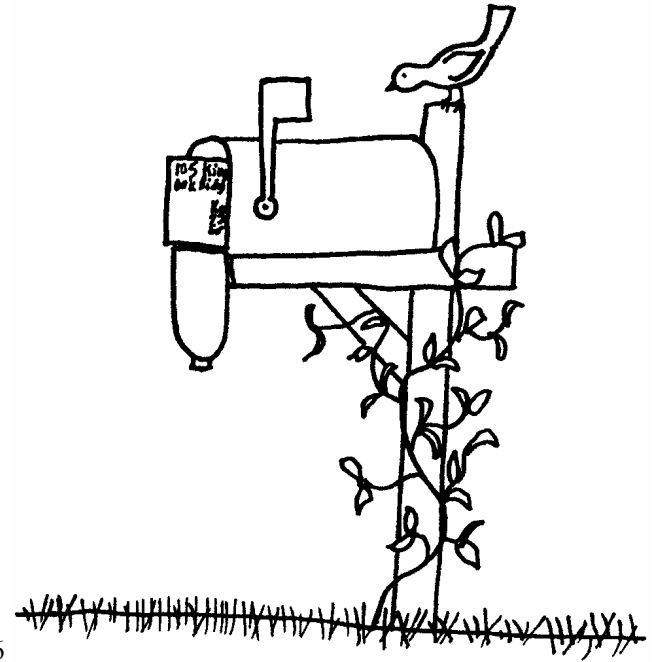
3-Sound
Words Set 16



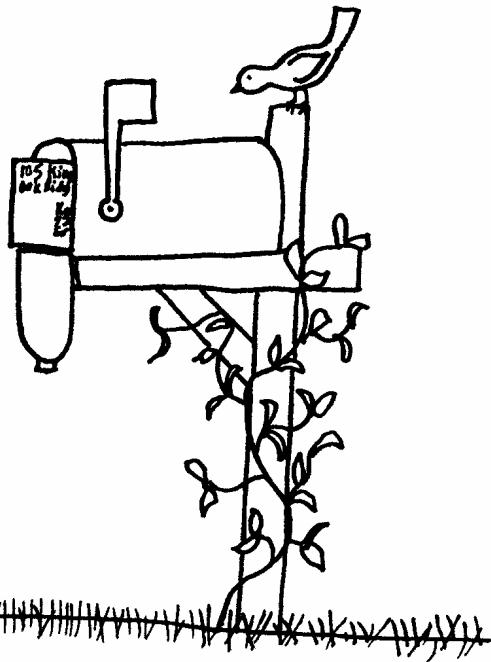
3-Sound
Words Set 16



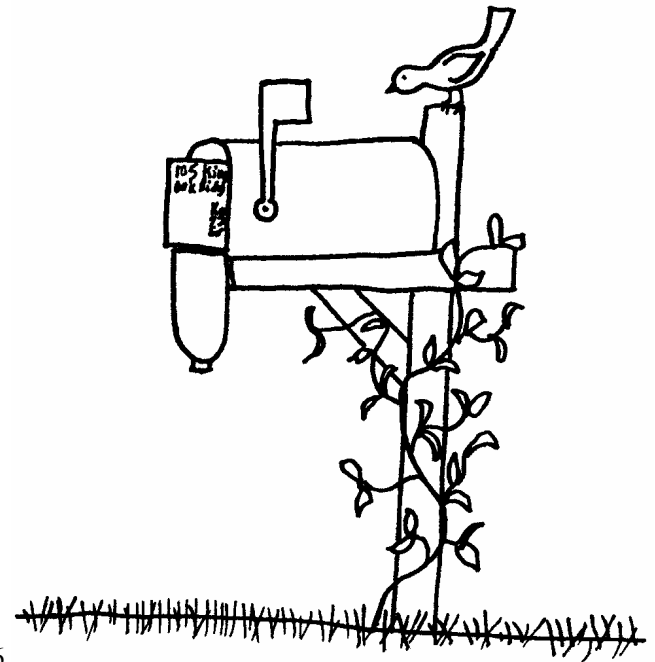
3-Sound
Words Set 16




3-Sound
Words Set 16




3-Sound
Words Set 16




3-Sound
Words Set 16




3-Sound
Words Set 16



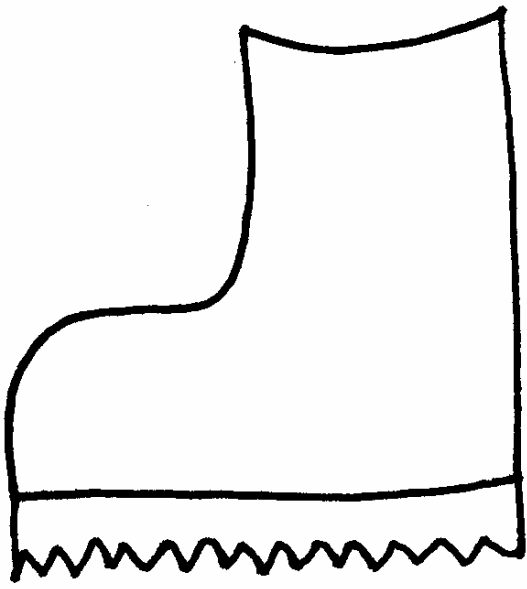
3-Sound
Words Set 16



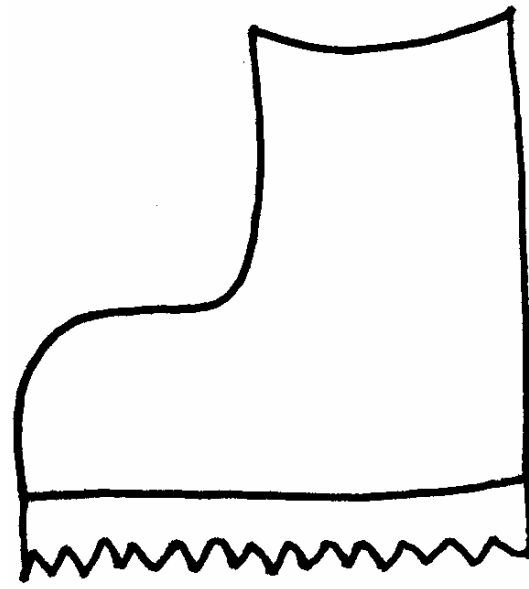
3-Sound
Words Set 16



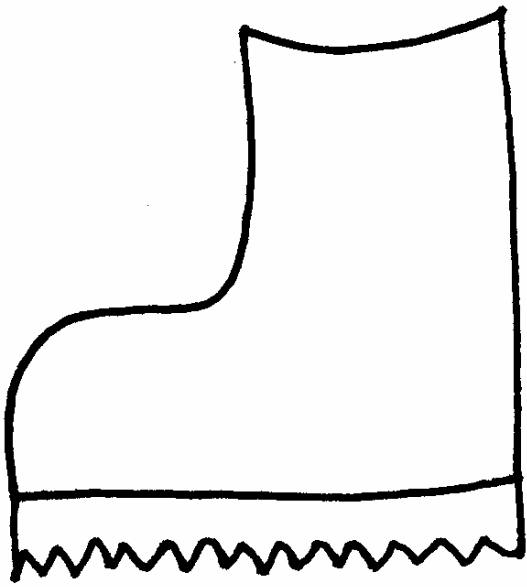
3-Sound
Words Set 16



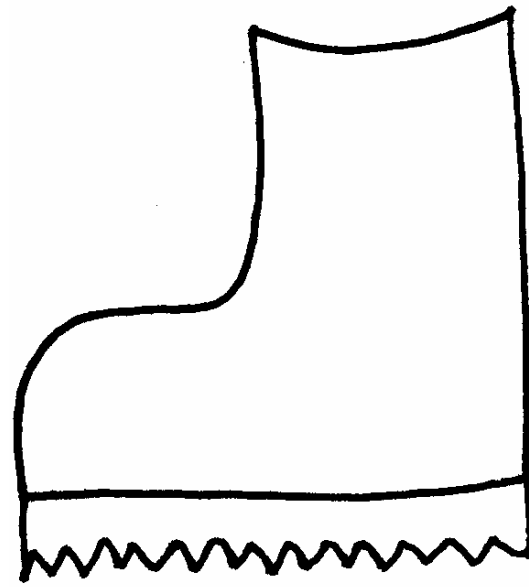
3-Sound
Words Set 16



3-Sound
Words Set 16



3-Sound
Words Set 16



3-Sound
Words Set 16



3-Sound
Words Set 16



3-Sound
Words Set 16



3-Sound
Words Set 16



3-Sound
Words Set 16

Oral Blending Set 17

3-Sound Words

j-a-m	sh-i-p
z-i-p	f-i-sh
d-o-ll	w-i-g
sh-e-ll	r-a-m

Lay out all eight pictures face up. Say the name of one picture, leaving a pause between the first and second sounds. The student finds that picture, removes it, and repeats the word without the pause. Continue until all the pictures have been removed. If the student is not familiar with any of the pictures, name each picture before beginning the game.

Oral Blending Set 17

3-Sound Words

j-a-m	sh-i-p
z-i-p	f-i-sh
d-o-ll	w-i-g
sh-e-ll	r-a-m

Lay out all eight pictures face up. Say the name of one picture, leaving a pause between the first and second sounds. The student finds that picture, removes it, and repeats the word without the pause. Continue until all the pictures have been removed. If the student is not familiar with any of the pictures, name each picture before beginning the game.

Oral Blending Set 17

3-Sound Words

j-a-m	sh-i-p
z-i-p	f-i-sh
d-o-ll	w-i-g
sh-e-ll	r-a-m


Lay out all eight pictures face up. Say the name of one picture, leaving a pause between the first and second sounds. The student finds that picture, removes it, and repeats the word without the pause. Continue until all the pictures have been removed. If the student is not familiar with any of the pictures, name each picture before beginning the game.

Oral Blending Set 17



3-Sound Words

j-a-m	sh-i-p
z-i-p	f-i-sh
d-o-ll	w-i-g
sh-e-ll	r-a-m


Lay out all eight pictures face up. Say the name of one picture, leaving a pause between the first and second sounds. The student finds that picture, removes it, and repeats the word without the pause. Continue until all the pictures have been removed. If the student is not familiar with any of the pictures, name each picture before beginning the game.





3-Sound
Words Set 17



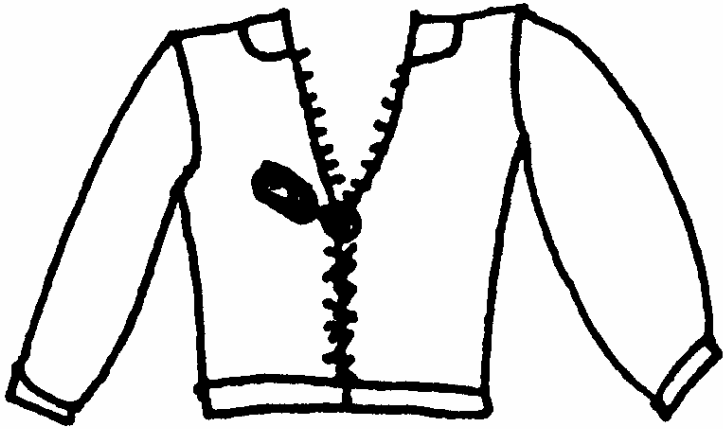
3-Sound
Words Set 17



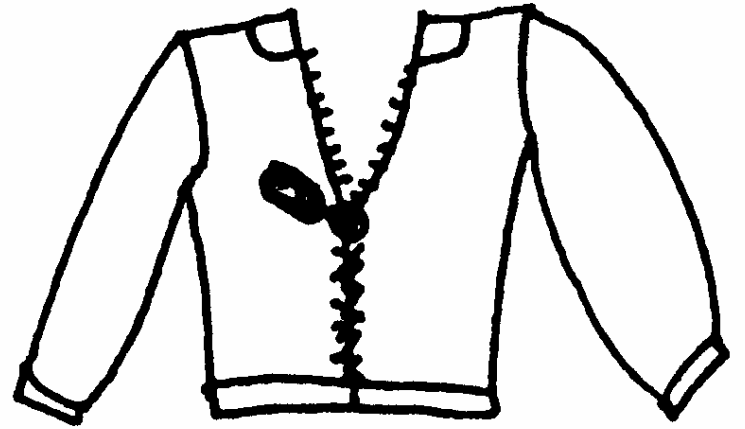
3-Sound
Words Set 17



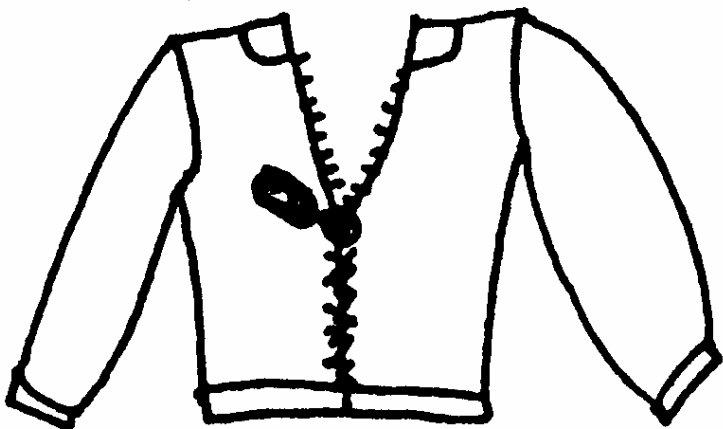
3-Sound
Words Set 17



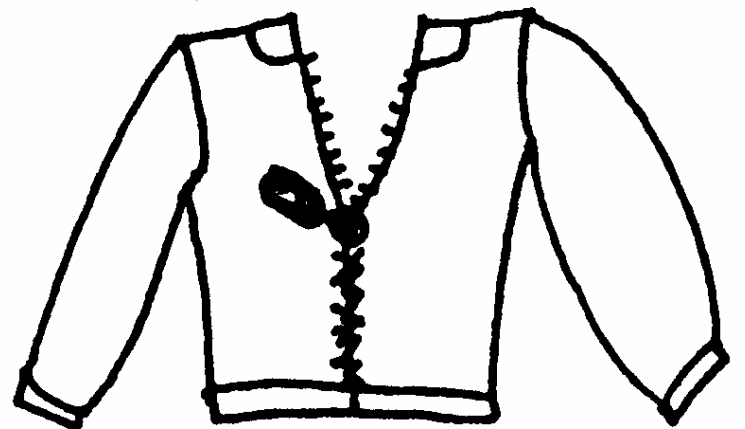
3-Sound
Words Set 17



3-Sound
Words Set 17



3-Sound
Words Set 17



3-Sound
Words Set 17



3-Sound
Words Set 17




3-Sound
Words Set 17




3-Sound
Words Set 17




3-Sound
Words Set 17




3-Sound
Words Set 17




3-Sound
Words Set 17




3-Sound
Words Set 17




3-Sound
Words Set 17




3-Sound
Words Set 17




3-Sound
Words Set 17




3-Sound
Words Set 17




3-Sound
Words Set 17




3-Sound
Words Set 17




3-Sound
Words Set 17




3-Sound
Words Set 17



3-Sound
Words Set 17



3-Sound
Words Set 17




3-Sound
Words Set 17




3-Sound
Words Set 17




3-Sound
Words Set 17




3-Sound
Words Set 17



3-Sound
Words Set 17



3-Sound
Words Set 17



3-Sound
Words Set 17

Oral Blending Set 18

3-Sound Words

m-o-th	th-a-t
th-u-mb	qu-a-ck
b-a-th	t-a-b
th-i-s	ch-o-p

Lay out all eight pictures face up. Say the name of one picture, leaving a pause between the first and second sounds. The student finds that picture, removes it, and repeats the word without the pause. Continue until all the pictures have been removed. If the student is not familiar with any of the pictures, name each picture before beginning the game.

Oral Blending Set 18

3-Sound Words

m-o-th	th-a-t
th-u-mb	qu-a-ck
b-a-th	t-a-b
th-i-s	ch-o-p

Lay out all eight pictures face up. Say the name of one picture, leaving a pause between the first and second sounds. The student finds that picture, removes it, and repeats the word without the pause. Continue until all the pictures have been removed. If the student is not familiar with any of the pictures, name each picture before beginning the game.

Oral Blending Set 18

3-Sound Words

m-o-th	th-a-t
th-u-mb	qu-a-ck
b-a-th	t-a-b
th-i-s	ch-o-p


Lay out all eight pictures face up. Say the name of one picture, leaving a pause between the first and second sounds. The student finds that picture, removes it, and repeats the word without the pause. Continue until all the pictures have been removed. If the student is not familiar with any of the pictures, name each picture before beginning the game.

Oral Blending Set 18

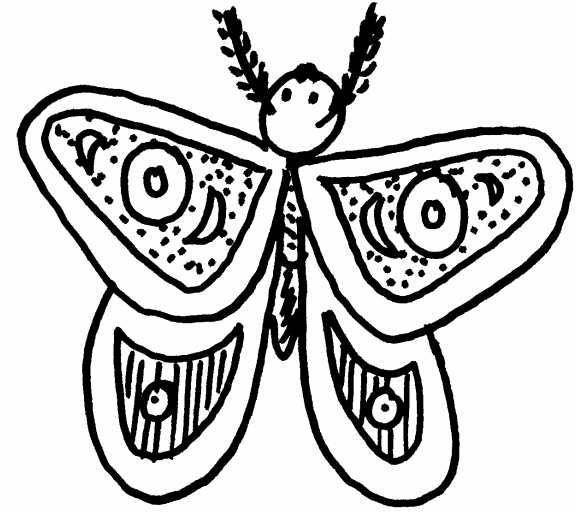
3-Sound Words

m-o-th	th-a-t
th-u-mb	qu-a-ck
b-a-th	t-a-b
th-i-s	ch-o-p


Lay out all eight pictures face up. Say the name of one picture, leaving a pause between the first and second sounds. The student finds that picture, removes it, and repeats the word without the pause. Continue until all the pictures have been removed. If the student is not familiar with any of the pictures, name each picture before beginning the game.




3-Sound
Words Set 18



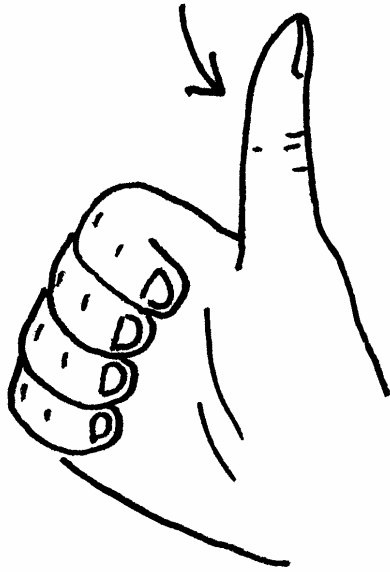
3-Sound
Words Set 18



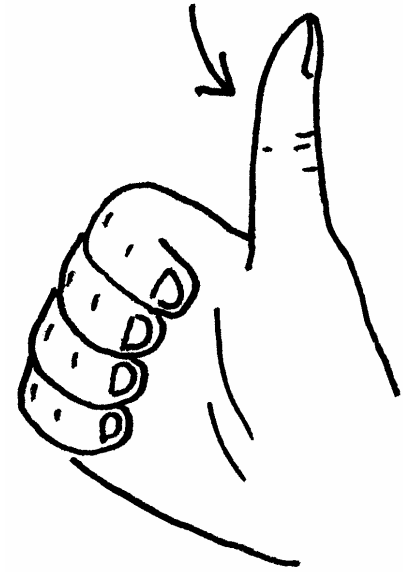
3-Sound
Words Set 18



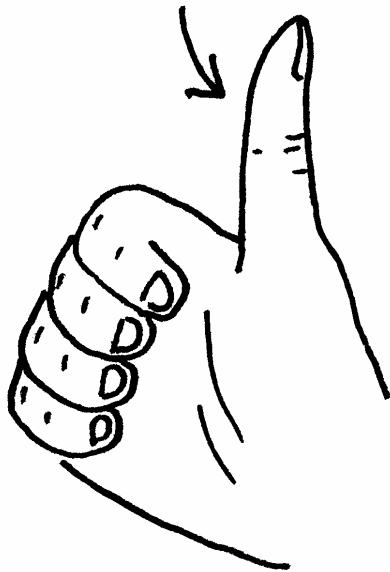
3-Sound
Words Set 18



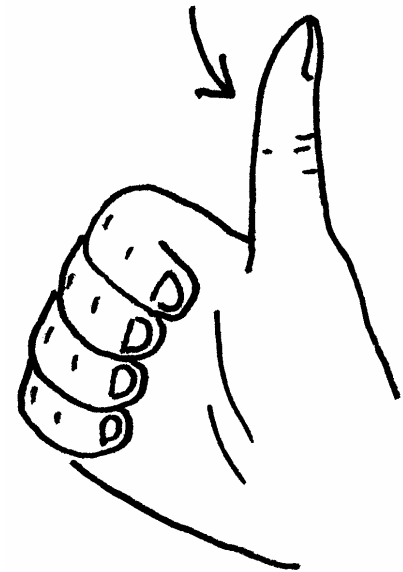
3-Sound
Words Set 18




3-Sound
Words Set 18




3-Sound
Words Set 18




3-Sound
Words Set 18



3-Sound
Words Set 18




3-Sound
Words Set 18




3-Sound
Words Set 18




3-Sound
Words Set 18




3-Sound
Words Set 18




3-Sound
Words Set 18




3-Sound
Words Set 18




3-Sound
Words Set 18




3-Sound
Words Set 18




3-Sound
Words Set 18




3-Sound
Words Set 18




3-Sound
Words Set 18




3-Sound
Words Set 18




3-Sound
Words Set 18




3-Sound
Words Set 18




3-Sound
Words Set 18




3-Sound
Words Set 18



3-Sound
Words Set 18



3-Sound
Words Set 18



3-Sound
Words Set 18



3-Sound
Words Set 18



3-Sound
Words Set 18



3-Sound
Words Set 18



3-Sound
Words Set 18

Oral Blending Set 19

3-Sound Words

ch-i-ck

n-a-p

ch-e-ss

g-oo-se

r-i-ch

b-oo-k

y-a-m

s-ea-l

Lay out all eight pictures face up. Say the name of one picture, leaving a pause between the first and second sounds. The student finds that picture, removes it, and repeats the word without the pause. Continue until all the pictures have been removed. If the student is not familiar with any of the pictures, name each picture before beginning the game.

Oral Blending Set 19

3-Sound Words

ch-i-ck

n-a-p

ch-e-ss

g-oo-se

r-i-ch

b-oo-k

y-a-m

s-ea-l

Lay out all eight pictures face up. Say the name of one picture, leaving a pause between the first and second sounds. The student finds that picture, removes it, and repeats the word without the pause. Continue until all the pictures have been removed. If the student is not familiar with any of the pictures, name each picture before beginning the game.

Oral Blending Set 19

3-Sound Words

ch-i-ck

n-a-p

ch-e-ss

g-oo-se

r-i-ch

b-oo-k

y-a-m

s-ea-l

Lay out all eight pictures face up. Say the name of one picture, leaving a pause between the first and second sounds. The student finds that picture, removes it, and repeats the word without the pause. Continue until all the pictures have been removed. If the student is not familiar with any of the pictures, name each picture before beginning the game.

Oral Blending Set 19

3-Sound Words

ch-i-ck

n-a-p

ch-e-ss

g-oo-se


r-i-ch

b-oo-k


y-a-m

s-ea-l


Lay out all eight pictures face up. Say the name of one picture, leaving a pause between the first and second sounds. The student finds that picture, removes it, and repeats the word without the pause. Continue until all the pictures have been removed. If the student is not familiar with any of the pictures, name each picture before beginning the game.




3-Sound
Words Set 19




3-Sound
Words Set 19




3-Sound
Words Set 19




3-Sound
Words Set 19




3-Sound
Words Set 19



3-Sound
Words Set 19



3-Sound
Words Set 19



3-Sound
Words Set 19



3-Sound
Words Set 19



3-Sound
Words Set 19



3-Sound
Words Set 19



3-Sound
Words Set 19



3-Sound
Words Set 19




3-Sound
Words Set 19




3-Sound
Words Set 19




3-Sound
Words Set 19




3-Sound
Words Set 19




3-Sound
Words Set 19




3-Sound
Words Set 19




3-Sound
Words Set 19




3-Sound
Words Set 19




3-Sound
Words Set 19




3-Sound
Words Set 19




3-Sound
Words Set 19




3-Sound
Words Set 19




3-Sound
Words Set 19




3-Sound
Words Set 19




3-Sound
Words Set 19




3-Sound
Words Set 19



3-Sound
Words Set 19



3-Sound
Words Set 19



3-Sound
Words Set 19