

Oral Blending Set 1 Compound Words

mail-box rain-bow
foot-ball blue-jeans
pocket-book foot-stool

Lay out all six pictures face up. Say the name of one picture, leaving a pause between the first and second part of the word. The student finds that picture, removes it, and repeats the word without the pause. Continue until all the pictures have been removed. If the student is not familiar with any of the pictures, name each picture before beginning the game.

Oral Blending Set 1 Compound Words

mail-box rain-bow
foot-ball blue-jeans
pocket-book foot-stool

Lay out all six pictures face up. Say the name of one picture, leaving a pause between the first and second part of the word. The student finds that picture, removes it, and repeats the word without the pause. Continue until all the pictures have been removed. If the student is not familiar with any of the pictures, name each picture before beginning the game.

Oral Blending Set 1 Compound Words


mail-box rain-bow
foot-ball blue-jeans
pocket-book foot-stool

Lay out all six pictures face up. Say the name of one picture, leaving a pause between the first and second part of the word. The student finds that picture, removes it, and repeats the word without the pause. Continue until all the pictures have been removed. If the student is not familiar with any of the pictures, name each picture before beginning the game.


Oral Blending Set 1 Compound Words

mail-box rain-bow
foot-ball blue-jeans
pocket-book foot-stool


Lay out all six pictures face up. Say the name of one picture, leaving a pause between the first and second part of the word. The student finds that picture, removes it, and repeats the word without the pause. Continue until all the pictures have been removed. If the student is not familiar with any of the pictures, name each picture before beginning the game.




Compound
Words Set 1



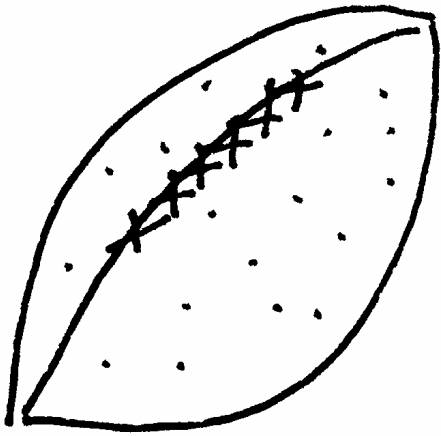
Compound
Words Set 1



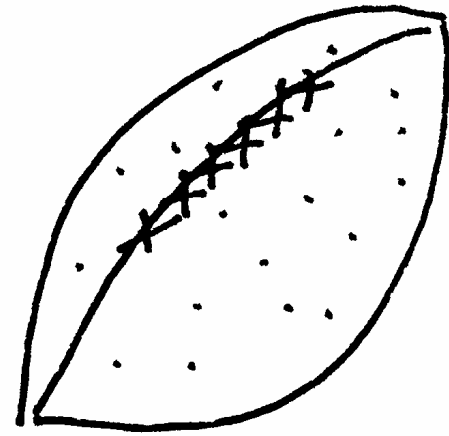
Compound
Words Set 1



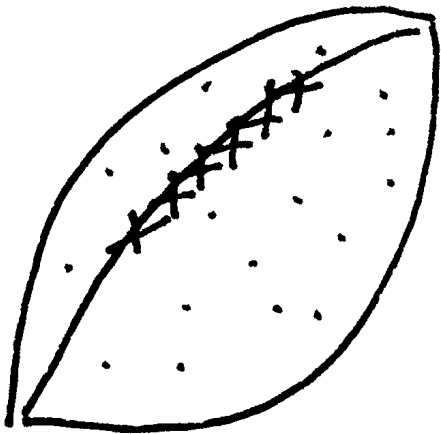
Compound
Words Set 1



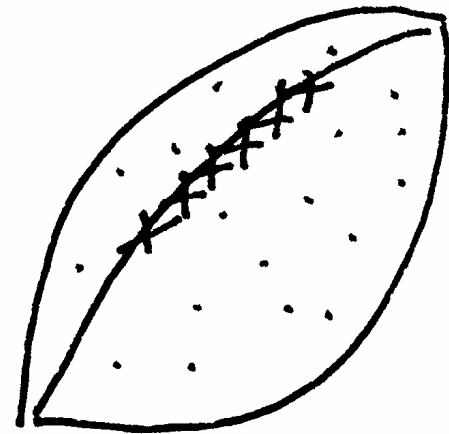
Compound
Words Set 1



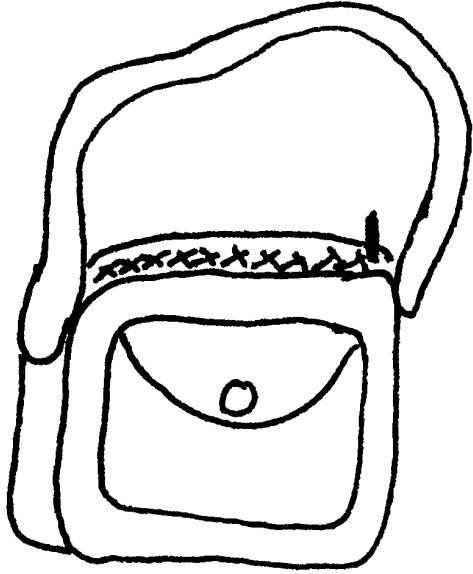
Compound
Words Set 1



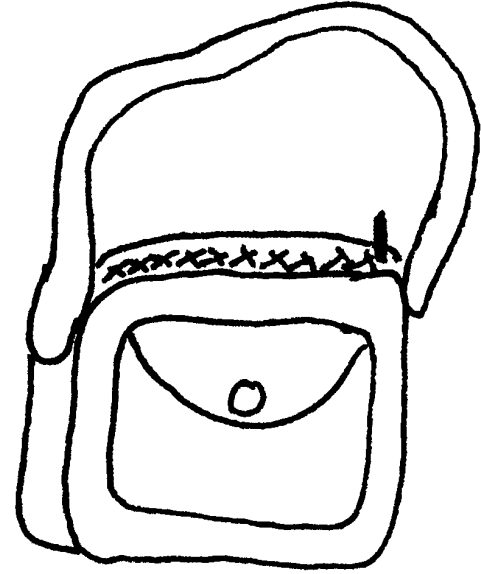
Compound
Words Set 1



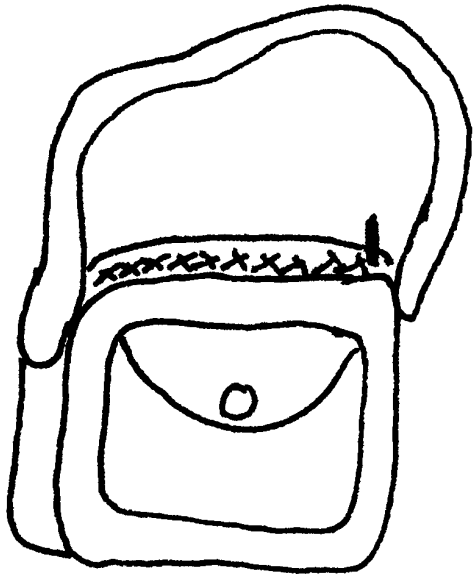
Compound
Words Set 1



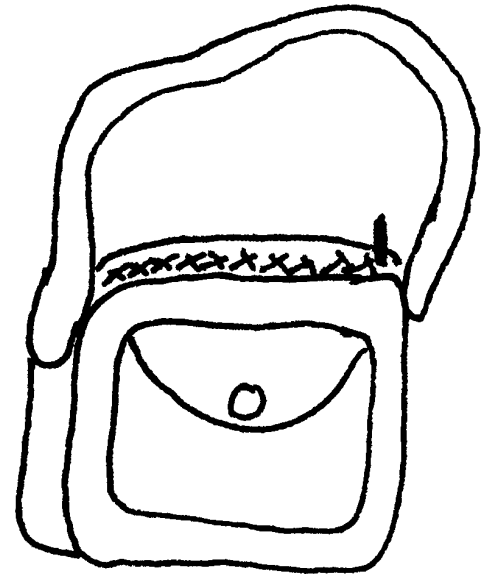
Compound
Words Set 1




Compound
Words Set 1




Compound
Words Set 1




Compound
Words Set 1




Compound
Words Set 1



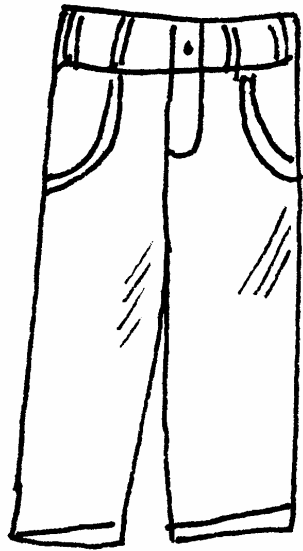
Compound
Words Set 1



Compound
Words Set 1



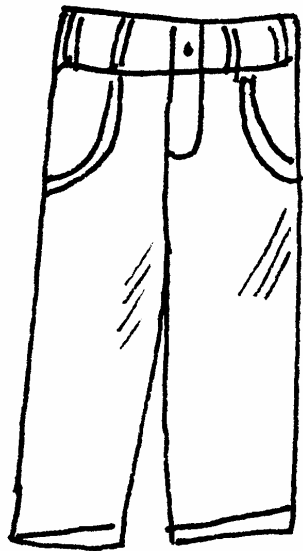
Compound
Words Set 1




Compound
Words Set 1




Compound
Words Set 1




Compound
Words Set 1




Compound
Words Set 1




Compound
Words Set 1



Compound
Words Set 1



Compound
Words Set 1



Compound
Words Set 1

Oral Blending Set 2 Compound Words

water-melon
basket-ball
back-pack

sun-shine
butter-fly
dog-house

Lay out all six pictures face up. Say the name of one picture, leaving a pause between the first and second part of the word. The student finds that picture, removes it, and repeats the word without the pause. Continue until all the pictures have been removed. If the student is not familiar with any of the pictures, name each picture before beginning the game.

Oral Blending Set 2 Compound Words

water-melon
basket-ball
back-pack

sun-shine
butter-fly
dog-house

Lay out all six pictures face up. Say the name of one picture, leaving a pause between the first and second part of the word. The student finds that picture, removes it, and repeats the word without the pause. Continue until all the pictures have been removed. If the student is not familiar with any of the pictures, name each picture before beginning the game.

Oral Blending Set 2 Compound Words

water-melon
basket-ball
back-pack

sun-shine
butter-fly
dog-house

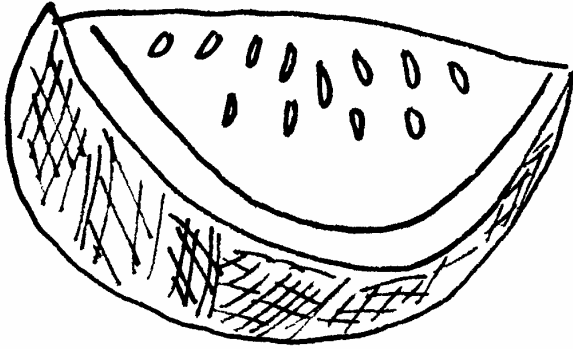
Lay out all six pictures face up. Say the name of one picture, leaving a pause between the first and second part of the word. The student finds that picture, removes it, and repeats the word without the pause. Continue until all the pictures have been removed. If the student is not familiar with any of the pictures, name each picture before beginning the game.

Oral Blending Set 2 Compound Words

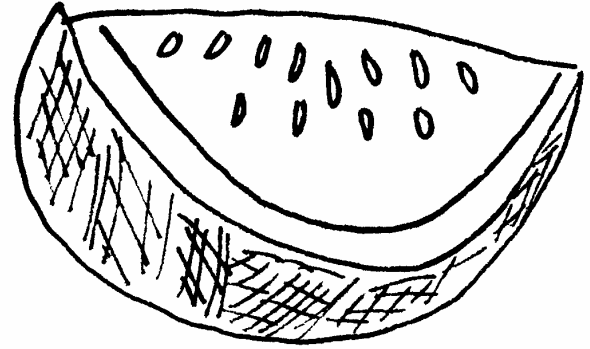
water-melon
basket-ball
back-pack

sun-shine
butter-fly
dog-house

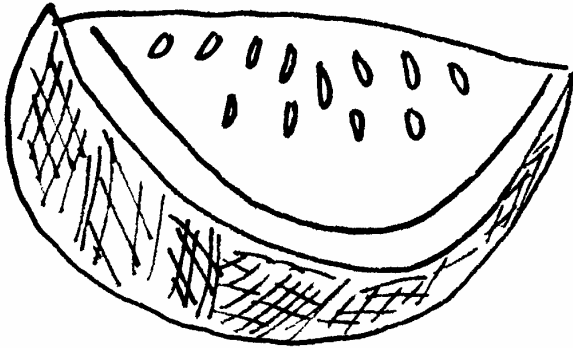
Lay out all six pictures face up. Say the name of one picture, leaving a pause between the first and second part of the word. The student finds that picture, removes it, and repeats the word without the pause. Continue until all the pictures have been removed. If the student is not familiar with any of the pictures, name each picture before beginning the game.



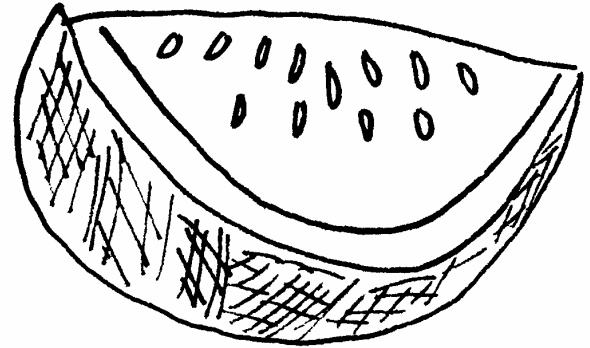
Compound
Words Set 2



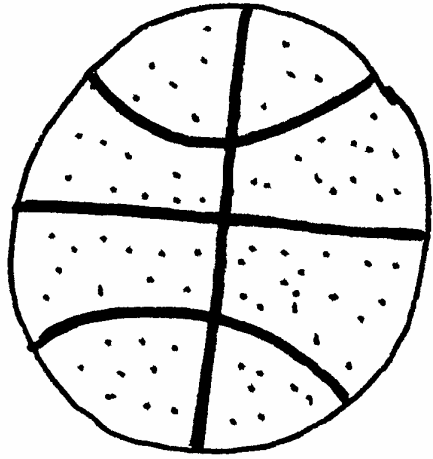
Compound
Words Set 2



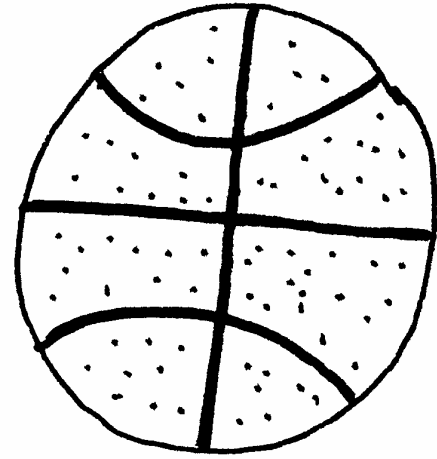
Compound
Words Set 2



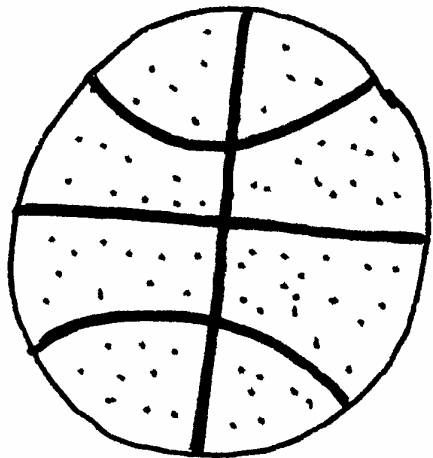
Compound
Words Set 2



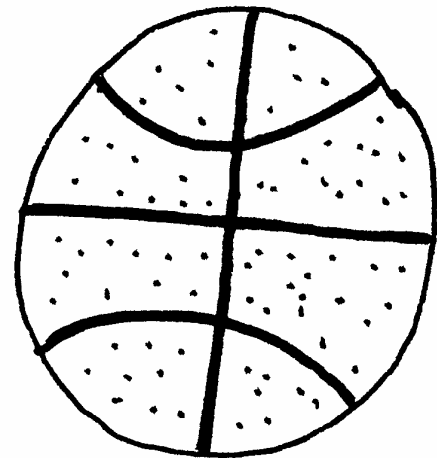
Compound
Words Set 2



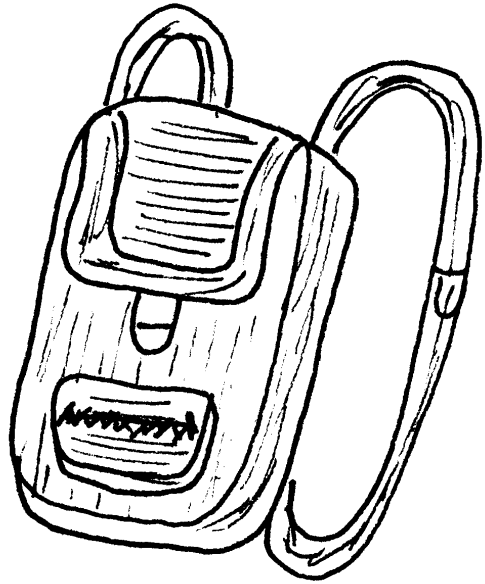
Compound
Words Set 2



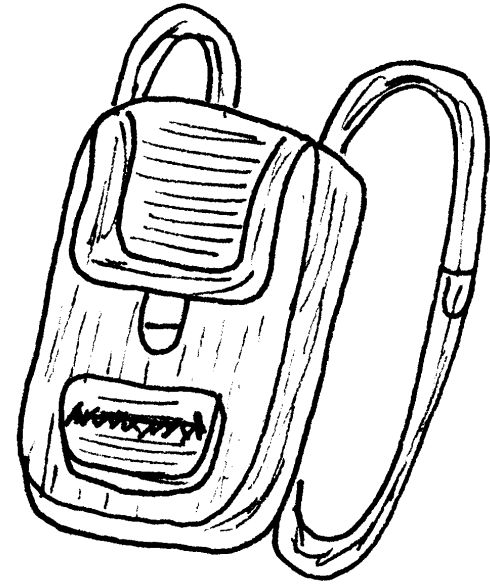
Compound
Words Set 2



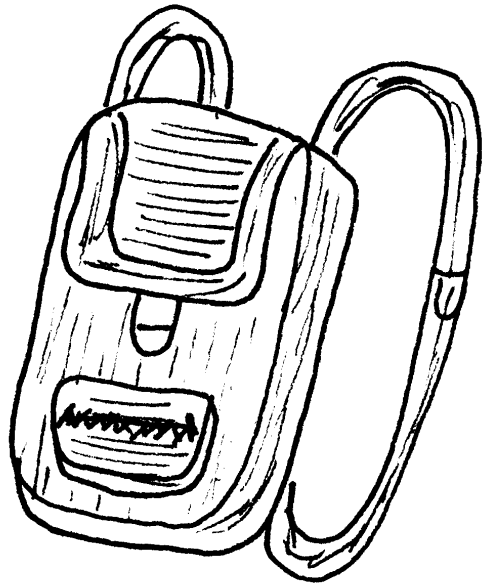
Compound
Words Set 2



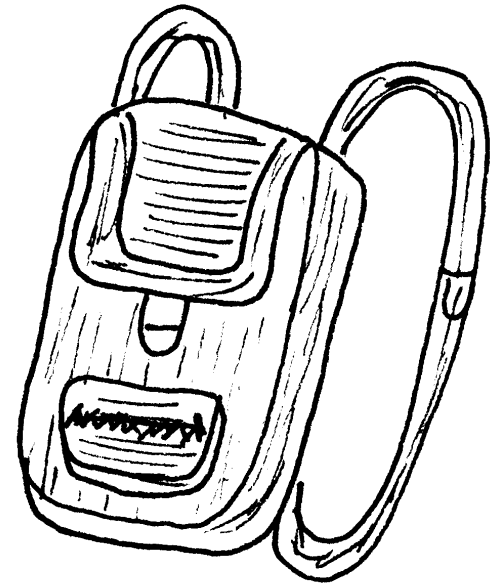
Compound
Words Set 2




Compound
Words Set 2




Compound
Words Set 2




Compound
Words Set 2




Compound
Words Set 2




Compound
Words Set 2




Compound
Words Set 2




Compound
Words Set 2




Compound
Words Set 2




Compound
Words Set 2




Compound
Words Set 2




Compound
Words Set 2




Compound
Words Set 2



Compound
Words Set 2



Compound
Words Set 2



Compound
Words Set 2