



Rhyming Pictures

Sets 1 - 11

© 2008 By Kathryn J. Davis
All Rights Reserved



Rhyming Pictures

Sets 1 - 11


© 2008 By Kathryn J. Davis
All Rights Reserved



Rhyming Pictures

Sets 1 - 11

© 2008 By Kathryn J. Davis
All Rights Reserved



Rhyming Pictures

Sets 1 - 11

© 2008 By Kathryn J. Davis
All Rights Reserved

Rhyming Words Set 1

cry - fly
crown - town
mow - bow
car - jar
saw - draw

Lay out all ten pictures face up. Say the name of one picture. The student finds that picture and also finds the rhyming picture and removes both pictures. Continue until all the pictures have been removed. If the student is not familiar with any of the pictures, name each picture before beginning the game.

Rhyming Words Set 1

cry - fly
crown - town
mow - bow
car - jar
saw - draw

Lay out all ten pictures face up. Say the name of one picture. The student finds that picture and also finds the rhyming picture and removes both pictures. Continue until all the pictures have been removed. If the student is not familiar with any of the pictures, name each picture before beginning the game.

Rhyming Words Set 1

cry - fly
crown - town
mow - bow
car - jar
saw - draw

Lay out all ten pictures face up. Say the name of one picture. The student finds that picture and also finds the rhyming picture and removes both pictures. Continue until all the pictures have been removed. If the student is not familiar with any of the pictures, name each picture before beginning the game.

Rhyming Words Set 1

cry - fly
crown - town
mow - bow
car - jar
saw - draw

Lay out all ten pictures face up. Say the name of one picture. The student finds that picture and also finds the rhyming picture and removes both pictures. Continue until all the pictures have been removed. If the student is not familiar with any of the pictures, name each picture before beginning the game.



Rhyming
Words Set 1




Rhyming
Words Set 1




Rhyming
Words Set 1




Rhyming
Words Set 1




Rhyming
Words Set 1




Rhyming
Words Set 1




Rhyming
Words Set 1




Rhyming
Words Set 1




Rhyming
Words Set 1




Rhyming
Words Set 1




Rhyming
Words Set 1




Rhyming
Words Set 1




Rhyming
Words Set 1



Rhyming
Words Set 1



Rhyming
Words Set 1



Rhyming
Words Set 1



Rhyming
Words Set 1




Rhyming
Words Set 1




Rhyming
Words Set 1




Rhyming
Words Set 1




Rhyming
Words Set 1




Rhyming
Words Set 1




Rhyming
Words Set 1




Rhyming
Words Set 1




Rhyming
Words Set 1




Rhyming
Words Set 1




Rhyming
Words Set 1




Rhyming
Words Set 1




Rhyming
Words Set 1




Rhyming
Words Set 1




Rhyming
Words Set 1




Rhyming
Words Set 1




Rhyming
Words Set 1




Rhyming
Words Set 1




Rhyming
Words Set 1




Rhyming
Words Set 1




Rhyming
Words Set 1



Rhyming
Words Set 1



Rhyming
Words Set 1



Rhyming
Words Set 1

Rhyming Words Set 2

pine - nine
peg - leg
book - hook
ten - hen
rug - bug

Lay out all ten pictures face up. Say the name of one picture. The student finds that picture and also finds the rhyming picture and removes both pictures. Continue until all the pictures have been removed. If the student is not familiar with any of the pictures, name each picture before beginning the game.

Rhyming Words Set 2

pine - nine
peg - leg
book - hook
ten - hen
rug - bug

Lay out all ten pictures face up. Say the name of one picture. The student finds that picture and also finds the rhyming picture and removes both pictures. Continue until all the pictures have been removed. If the student is not familiar with any of the pictures, name each picture before beginning the game.

Rhyming Words Set 2

pine - nine
peg - leg
book - hook
ten - hen
rug - bug

Lay out all ten pictures face up. Say the name of one picture. The student finds that picture and also finds the rhyming picture and removes both pictures. Continue until all the pictures have been removed. If the student is not familiar with any of the pictures, name each picture before beginning the game.

Rhyming Words Set 2

pine - nine
peg - leg
book - hook
ten - hen
rug - bug


Lay out all ten pictures face up. Say the name of one picture. The student finds that picture and also finds the rhyming picture and removes both pictures. Continue until all the pictures have been removed. If the student is not familiar with any of the pictures, name each picture before beginning the game.



Rhyming
Words Set 2




Rhyming
Words Set 2




Rhyming
Words Set 2




Rhyming
Words Set 2




Rhyming
Words Set 2




Rhyming
Words Set 2




Rhyming
Words Set 2




Rhyming
Words Set 2




Rhyming
Words Set 2



Rhyming
Words Set 2



Rhyming
Words Set 2

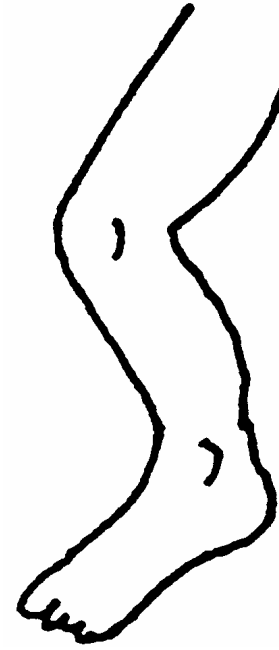


Rhyming
Words Set 2


Rhyming
Words Set 2



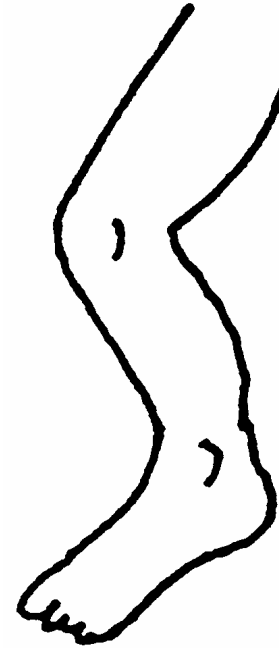
Rhyming
Words Set 2




Rhyming
Words Set 2




Rhyming
Words Set 2







Rhyming
Words Set 2



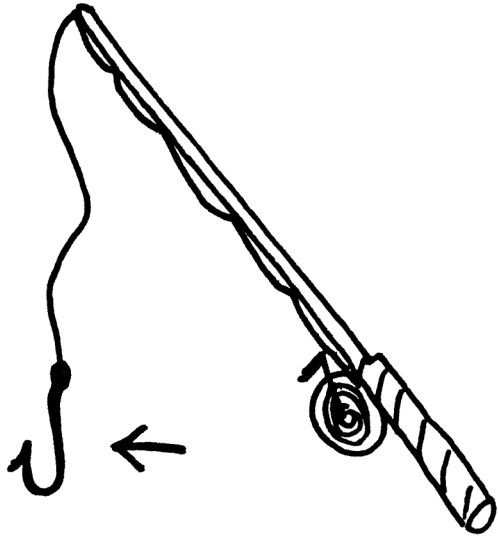
Rhyming
Words Set 2



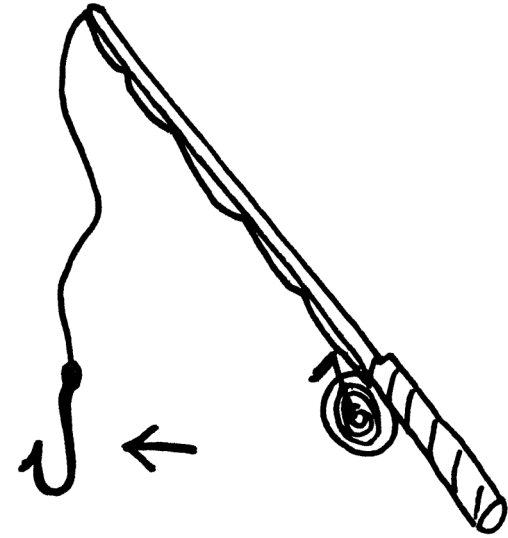
Rhyming
Words Set 2



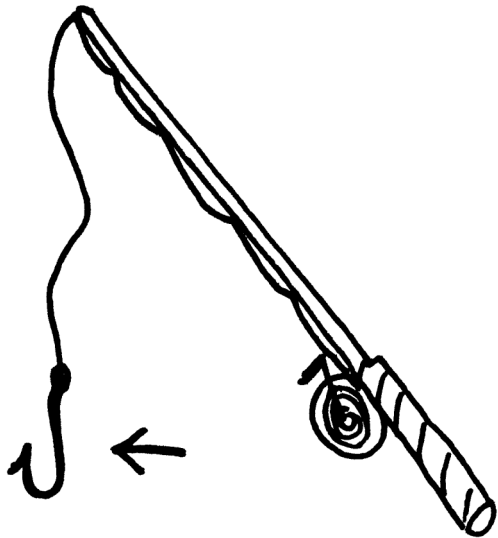
Rhyming
Words Set 2



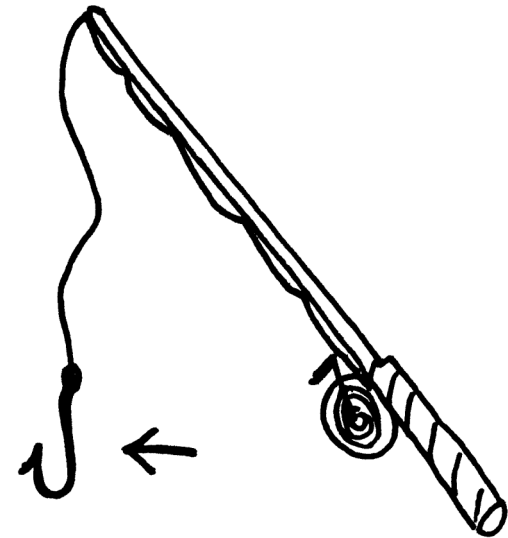
Rhyming
Words Set 2



Rhyming
Words Set 2



Rhyming
Words Set 2



Rhyming
Words Set 2

A large, bold, black outline of the number '10' is centered in the top-left quadrant of the page. The '1' is a simple vertical bar, and the '0' is an oval shape.

Rhyming
Words Set 2

A large, bold, black outline of the number '10' is centered in the top-right quadrant of the page. The '1' is a simple vertical bar, and the '0' is an oval shape.


Rhyming
Words Set 2

A large, bold, black outline of the number '10' is centered in the bottom-left quadrant of the page. The '1' is a simple vertical bar, and the '0' is an oval shape.


Rhyming
Words Set 2

A large, bold, black outline of the number '10' is centered in the bottom-right quadrant of the page. The '1' is a simple vertical bar, and the '0' is an oval shape.


Rhyming
Words Set 2




Rhyming
Words Set 2




Rhyming
Words Set 2




Rhyming
Words Set 2




Rhyming
Words Set 2



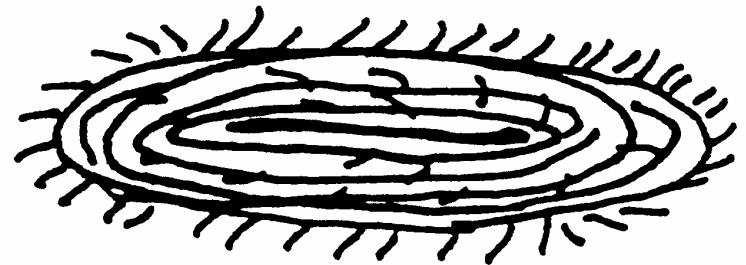
Rhyming
Words Set 2




Rhyming
Words Set 2




Rhyming
Words Set 2




Rhyming
Words Set 2




Rhyming
Words Set 2



Rhyming
Words Set 2



Rhyming
Words Set 2



Rhyming
Words Set 2

Rhyming Words Set 3

shark - park

bed - sled

tab - cab

bell - well

hay - spray

Lay out all ten pictures face up. Say the name of one picture. The student finds that picture and also finds the rhyming picture and removes both pictures. Continue until all the pictures have been removed. If the student is not familiar with any of the pictures, name each picture before beginning the game.

Rhyming Words Set 3

shark - park

bed - sled

tab - cab

bell - well

hay - spray

Lay out all ten pictures face up. Say the name of one picture. The student finds that picture and also finds the rhyming picture and removes both pictures. Continue until all the pictures have been removed. If the student is not familiar with any of the pictures, name each picture before beginning the game.

Rhyming Words Set 3

shark - park

bed - sled

tab - cab

bell - well

hay - spray

Lay out all ten pictures face up. Say the name of one picture. The student finds that picture and also finds the rhyming picture and removes both pictures. Continue until all the pictures have been removed. If the student is not familiar with any of the pictures, name each picture before beginning the game.

Rhyming Words Set 3

shark - park


bed - sled

tab - cab


bell - well

hay - spray


Lay out all ten pictures face up. Say the name of one picture. The student finds that picture and also finds the rhyming picture and removes both pictures. Continue until all the pictures have been removed. If the student is not familiar with any of the pictures, name each picture before beginning the game.




Rhyming
Words Set 3




Rhyming
Words Set 3




Rhyming
Words Set 3




Rhyming
Words Set 3




Rhyming
Words Set 3



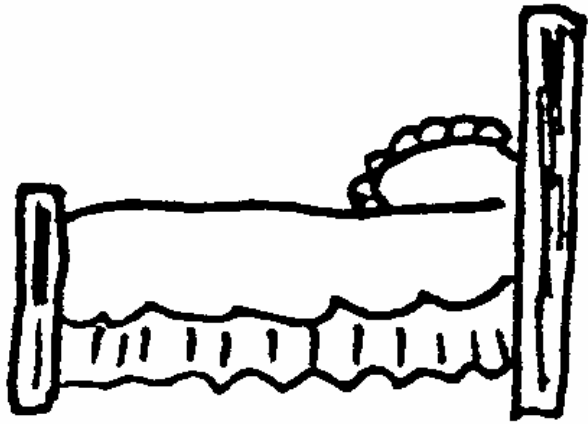
Rhyming
Words Set 3



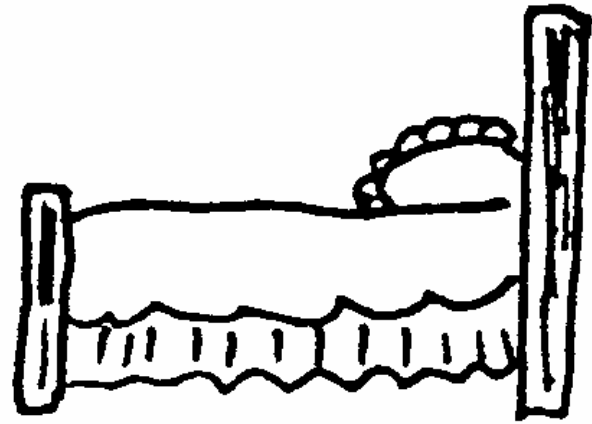
Rhyming
Words Set 3




Rhyming
Words Set 3




Rhyming
Words Set 3




Rhyming
Words Set 3




Rhyming
Words Set 3




Rhyming
Words Set 3




Rhyming
Words Set 3




Rhyming
Words Set 3




Rhyming
Words Set 3




Rhyming
Words Set 3




Rhyming
Words Set 3




Rhyming
Words Set 3




Rhyming
Words Set 3




Rhyming
Words Set 3




Rhyming
Words Set 3



Rhyming
Words Set 3



Rhyming
Words Set 3



Rhyming
Words Set 3



Rhyming
Words Set 3



Rhyming
Words Set 3




Rhyming
Words Set 3




Rhyming
Words Set 3


Rhyming
Words Set 3




Rhyming
Words Set 3



Rhyming
Words Set 3



Rhyming
Words Set 3





Rhyming
Words Set 3




Rhyming
Words Set 3




Rhyming
Words Set 3



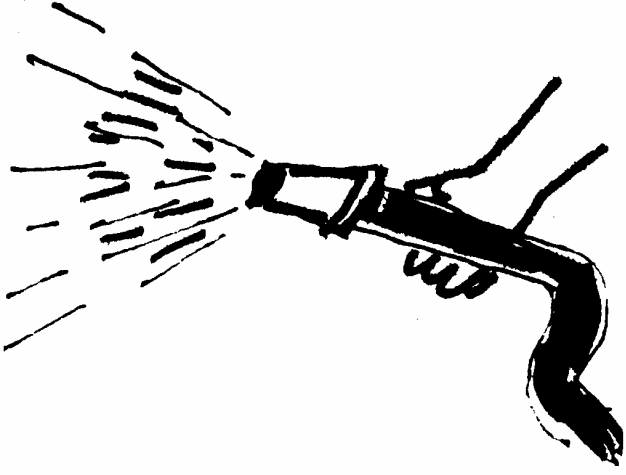
Rhyming
Words Set 3



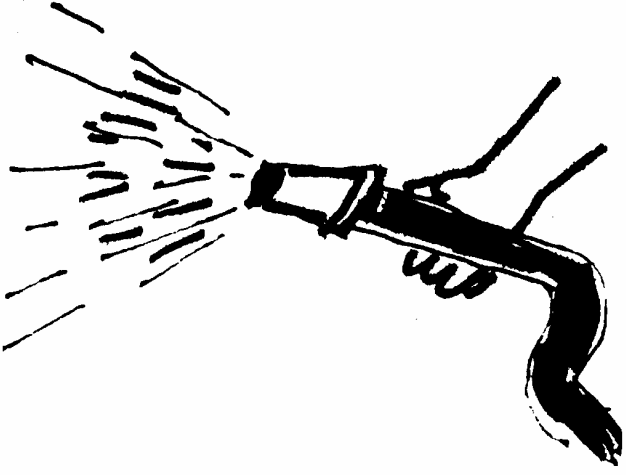
Rhyming
Words Set 3



Rhyming
Words Set 3



Rhyming
Words Set 3



Rhyming
Words Set 3

Rhyming Words Set 4

hand - sand
vest - nest
tag - bag
rain - train
tower - flower

Lay out all ten pictures face up. Say the name of one picture. The student finds that picture and also finds the rhyming picture and removes both pictures. Continue until all the pictures have been removed. If the student is not familiar with any of the pictures, name each picture before beginning the game.

Rhyming Words Set 4

hand - sand
vest - nest
tag - bag
rain - train
tower - flower

Lay out all ten pictures face up. Say the name of one picture. The student finds that picture and also finds the rhyming picture and removes both pictures. Continue until all the pictures have been removed. If the student is not familiar with any of the pictures, name each picture before beginning the game.

Rhyming Words Set 4


hand - sand
vest - nest
tag - bag
rain - train
tower - flower

Lay out all ten pictures face up. Say the name of one picture. The student finds that picture and also finds the rhyming picture and removes both pictures. Continue until all the pictures have been removed. If the student is not familiar with any of the pictures, name each picture before beginning the game.


Rhyming Words Set 4

hand - sand
vest - nest
tag - bag
rain - train
tower - flower


Lay out all ten pictures face up. Say the name of one picture. The student finds that picture and also finds the rhyming picture and removes both pictures. Continue until all the pictures have been removed. If the student is not familiar with any of the pictures, name each picture before beginning the game.




Rhyming
Words Set 4



Rhyming
Words Set 4




Rhyming
Words Set 4




Rhyming
Words Set 4




Rhyming
Words Set 4




Rhyming
Words Set 4




Rhyming
Words Set 4




Rhyming
Words Set 4




Rhyming
Words Set 4



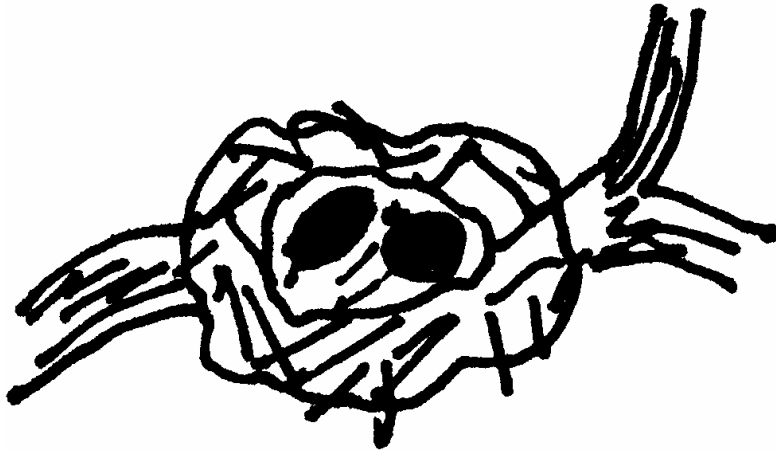
Rhyming
Words Set 4



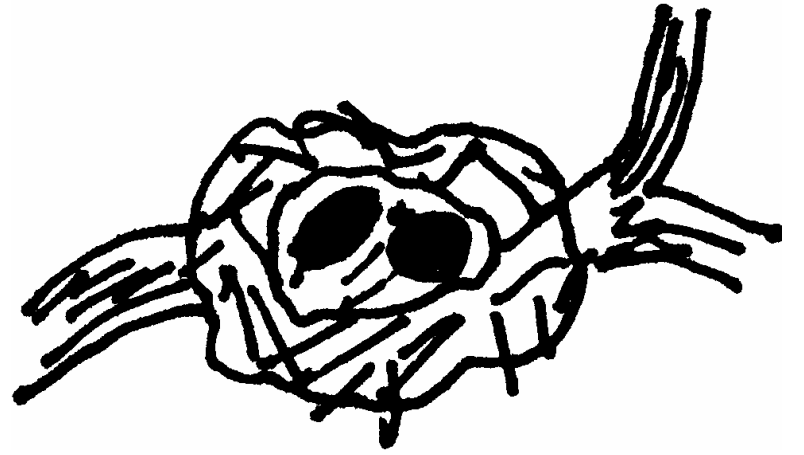
Rhyming
Words Set 4



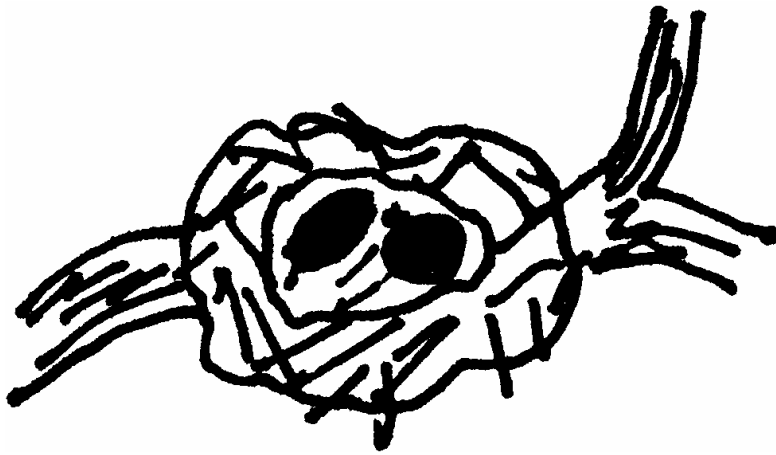
Rhyming
Words Set 4



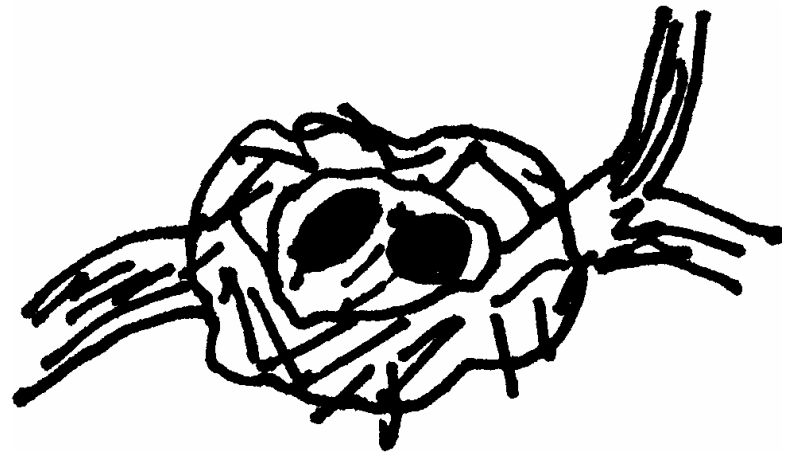
Rhyming
Words Set 4




Rhyming
Words Set 4




Rhyming
Words Set 4




Rhyming
Words Set 4



Rhyming
Words Set 4




Rhyming
Words Set 4




Rhyming
Words Set 4




Rhyming
Words Set 4




Rhyming
Words Set 4



Rhyming
Words Set 4



Rhyming
Words Set 4



Rhyming
Words Set 4



Rhyming
Words Set 4




Rhyming
Words Set 4



Rhyming
Words Set 4




Rhyming
Words Set 4



Rhyming
Words Set 4



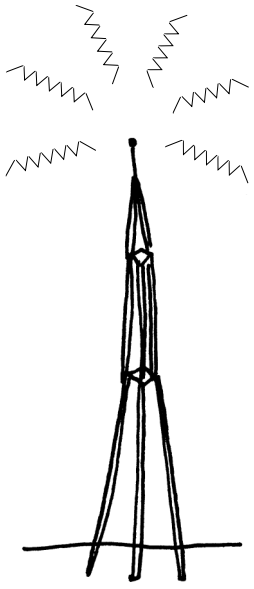
Rhyming
Words Set 4



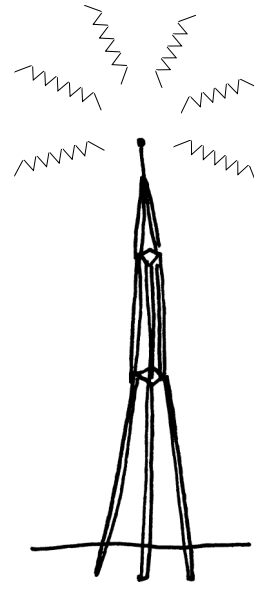
Rhyming
Words Set 4



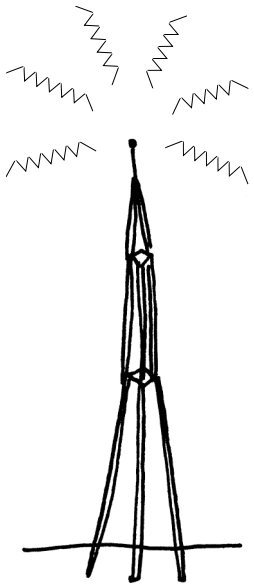
Rhyming
Words Set 4



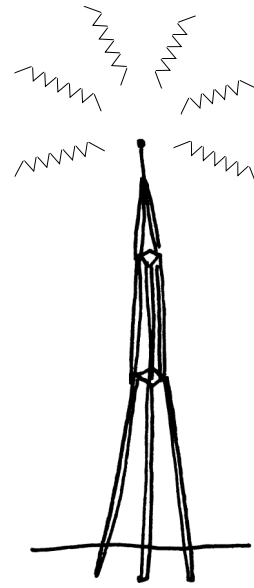
Rhyming
Words Set 4




Rhyming
Words Set 4




Rhyming
Words Set 4




Rhyming
Words Set 4




Rhyming
Words Set 4



Rhyming
Words Set 4



Rhyming
Words Set 4



Rhyming
Words Set 4

Rhyming Words Set 5

knight - light

tip - zip

sail - tail

log - frog

cone - bone

Lay out all ten pictures face up. Say the name of one picture. The student finds that picture and also finds the rhyming picture and removes both pictures. Continue until all the pictures have been removed. If the student is not familiar with any of the pictures, name each picture before beginning the game.

Rhyming Words Set 5

knight - light

tip - zip

sail - tail

log - frog

cone - bone

Lay out all ten pictures face up. Say the name of one picture. The student finds that picture and also finds the rhyming picture and removes both pictures. Continue until all the pictures have been removed. If the student is not familiar with any of the pictures, name each picture before beginning the game.

Rhyming Words Set 5

knight - light

tip - zip

sail - tail

log - frog

cone - bone

Lay out all ten pictures face up. Say the name of one picture. The student finds that picture and also finds the rhyming picture and removes both pictures. Continue until all the pictures have been removed. If the student is not familiar with any of the pictures, name each picture before beginning the game.

Rhyming Words Set 5

knight - light

tip - zip


sail - tail

log - frog


cone - bone

Lay out all ten pictures face up. Say the name of one picture. The student finds that picture and also finds the rhyming picture and removes both pictures. Continue until all the pictures have been removed. If the student is not familiar with any of the pictures, name each picture before beginning the game.


Rhyming
Words Set 5




Rhyming
Words Set 5

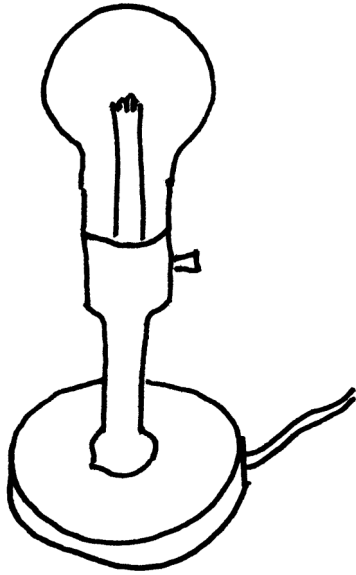


Rhyming
Words Set 5

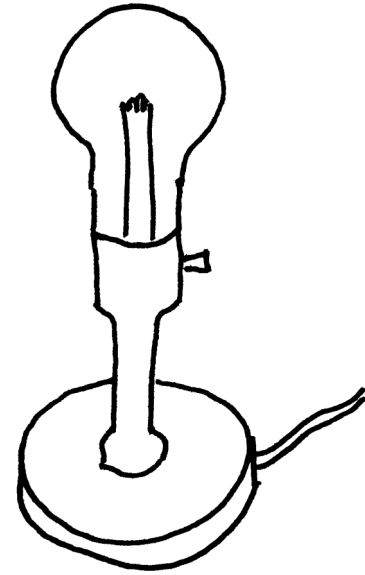


Rhyming
Words Set 5

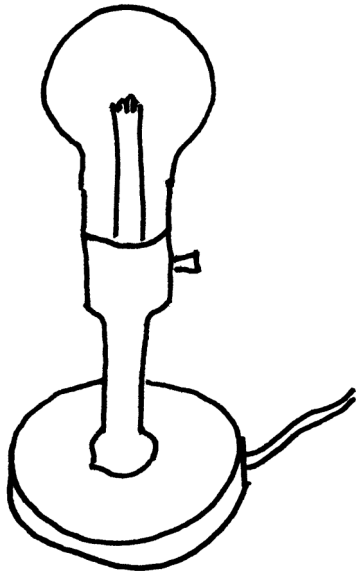




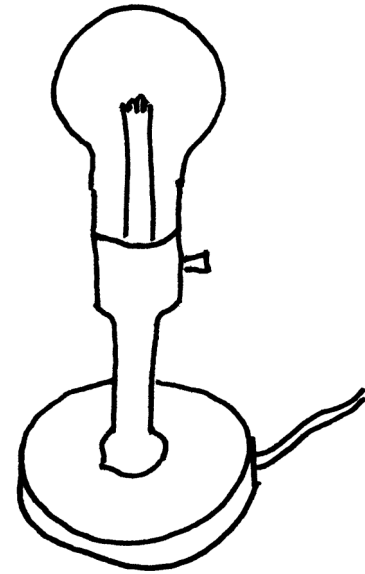
Rhyming
Words Set 5




Rhyming
Words Set 5




Rhyming
Words Set 5




Rhyming
Words Set 5




Rhyming
Words Set 5




Rhyming
Words Set 5



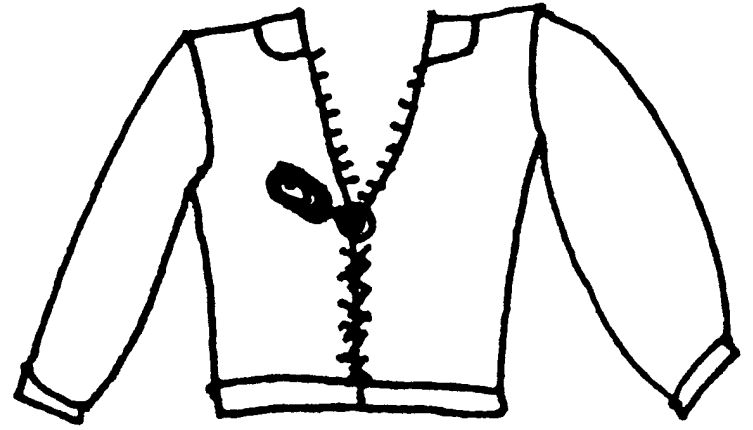
Rhyming
Words Set 5



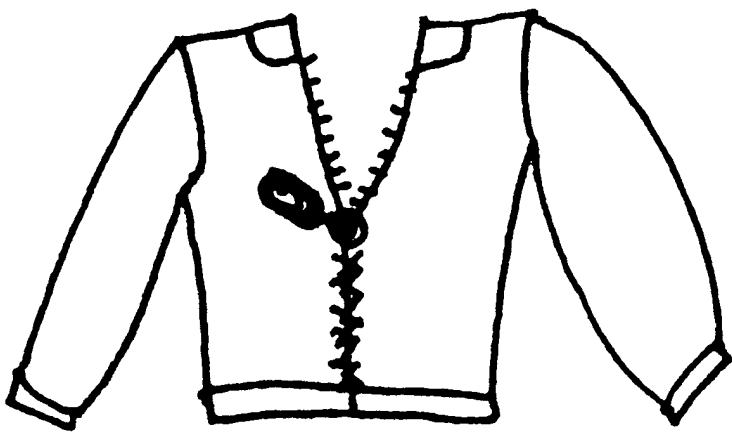
Rhyming
Words Set 5



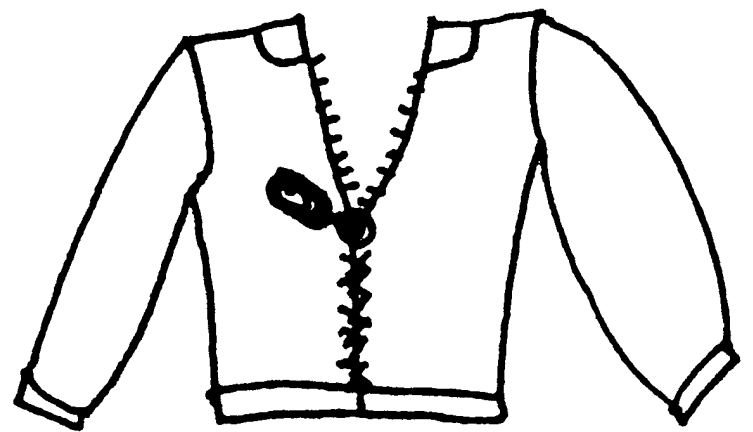
Rhyming
Words Set 5




Rhyming
Words Set 5




Rhyming
Words Set 5




Rhyming
Words Set 5




Rhyming
Words Set 5




Rhyming
Words Set 5




Rhyming
Words Set 5




Rhyming
Words Set 5




Rhyming
Words Set 5




Rhyming
Words Set 5




Rhyming
Words Set 5




Rhyming
Words Set 5




Rhyming
Words Set 5




Rhyming
Words Set 5




Rhyming
Words Set 5




Rhyming
Words Set 5




Rhyming
Words Set 5




Rhyming
Words Set 5




Rhyming
Words Set 5




Rhyming
Words Set 5




Rhyming
Words Set 5



Rhyming
Words Set 5



Rhyming
Words Set 5




Rhyming
Words Set 5




Rhyming
Words Set 5



Rhyming
Words Set 5



Rhyming
Words Set 5



Rhyming
Words Set 5

Rhyming Words Set 6

fire - tire
boat - goat
swing - ring
house - mouse
sock - lock

Lay out all ten pictures face up. Say the name of one picture. The student finds that picture and also finds the rhyming picture and removes both pictures. Continue until all the pictures have been removed. If the student is not familiar with any of the pictures, name each picture before beginning the game.

Rhyming Words Set 6

fire - tire
boat - goat
swing - ring
house - mouse
sock - lock

Lay out all ten pictures face up. Say the name of one picture. The student finds that picture and also finds the rhyming picture and removes both pictures. Continue until all the pictures have been removed. If the student is not familiar with any of the pictures, name each picture before beginning the game.

Rhyming Words Set 6

fire - tire
boat - goat
swing - ring
house - mouse
sock - lock

Lay out all ten pictures face up. Say the name of one picture. The student finds that picture and also finds the rhyming picture and removes both pictures. Continue until all the pictures have been removed. If the student is not familiar with any of the pictures, name each picture before beginning the game.

Rhyming Words Set 6

fire - tire
boat - goat
swing - ring
house - mouse
sock - lock

Lay out all ten pictures face up. Say the name of one picture. The student finds that picture and also finds the rhyming picture and removes both pictures. Continue until all the pictures have been removed. If the student is not familiar with any of the pictures, name each picture before beginning the game.



Rhyming
Words Set 6




Rhyming
Words Set 6




Rhyming
Words Set 6




Rhyming
Words Set 6




Rhyming
Words Set 6




Rhyming
Words Set 6




Rhyming
Words Set 6



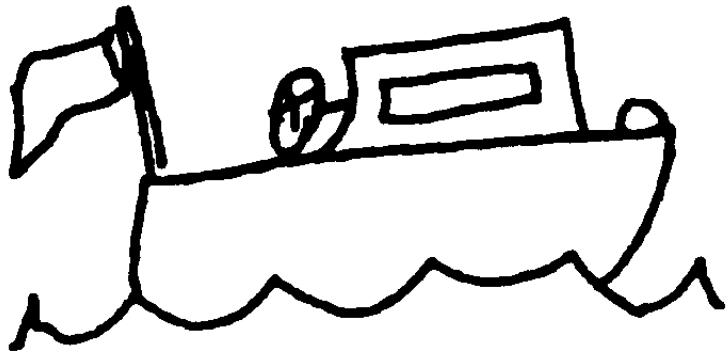
Rhyming
Words Set 6



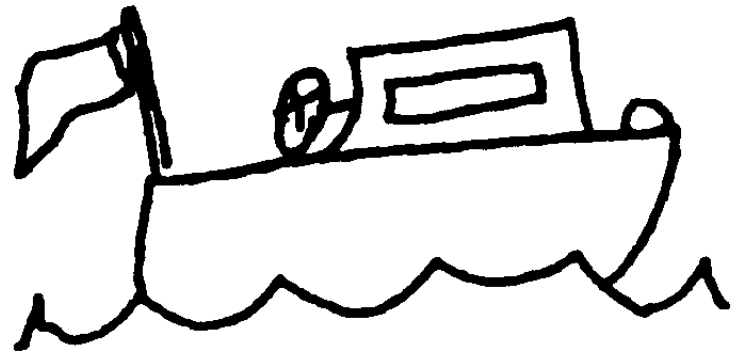
Rhyming
Words Set 6




Rhyming
Words Set 6




Rhyming
Words Set 6




Rhyming
Words Set 6




Rhyming
Words Set 6



Rhyming
Words Set 6




Rhyming
Words Set 6




Rhyming
Words Set 6




Rhyming
Words Set 6



Rhyming
Words Set 6



Rhyming
Words Set 6




Rhyming
Words Set 6



Rhyming
Words Set 6




Rhyming
Words Set 6




Rhyming
Words Set 6




Rhyming
Words Set 6




Rhyming
Words Set 6




Rhyming
Words Set 6




Rhyming
Words Set 6




Rhyming
Words Set 6




Rhyming
Words Set 6



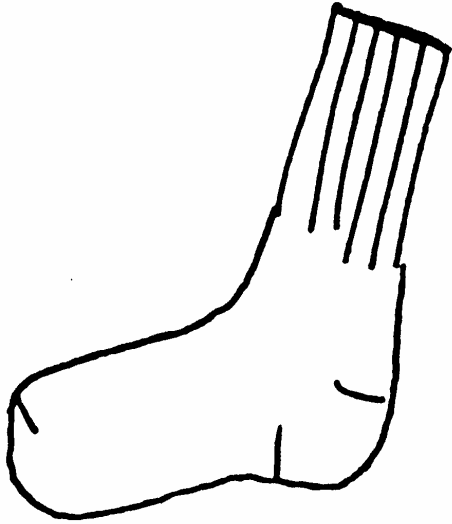
Rhyming
Words Set 6



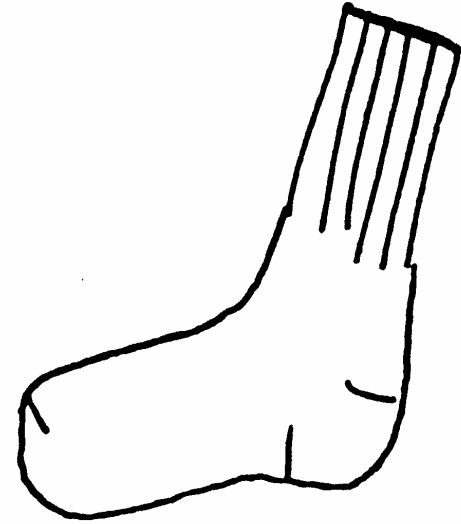
Rhyming
Words Set 6



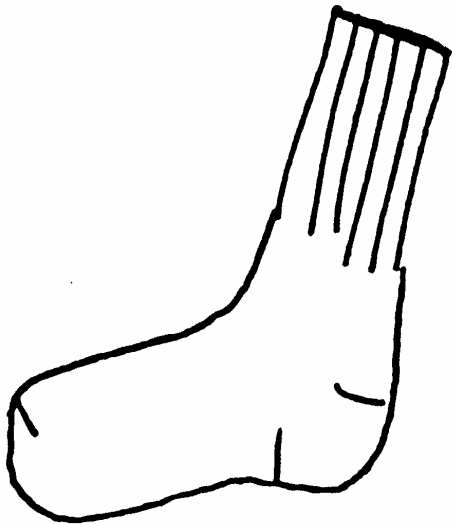
Rhyming
Words Set 6



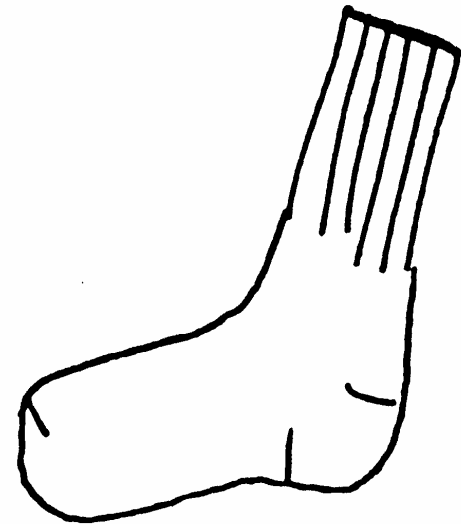
Rhyming
Words Set 6




Rhyming
Words Set 6




Rhyming
Words Set 6




Rhyming
Words Set 6




Rhyming
Words Set 6



Rhyming
Words Set 6



Rhyming
Words Set 6



Rhyming
Words Set 6

Rhyming Words Set 7

pod - nod

sun - bun

fix - six

jacket - racket

fish - dish

Lay out all ten pictures face up. Say the name of one picture. The student finds that picture and also finds the rhyming picture and removes both pictures. Continue until all the pictures have been removed. If the student is not familiar with any of the pictures, name each picture before beginning the game.

Rhyming Words Set 7

pod - nod

sun - bun

fix - six

jacket - racket

fish - dish

Lay out all ten pictures face up. Say the name of one picture. The student finds that picture and also finds the rhyming picture and removes both pictures. Continue until all the pictures have been removed. If the student is not familiar with any of the pictures, name each picture before beginning the game.

Rhyming Words Set 7

pod - nod

sun - bun

fix - six

jacket - racket

fish - dish

Lay out all ten pictures face up. Say the name of one picture. The student finds that picture and also finds the rhyming picture and removes both pictures. Continue until all the pictures have been removed. If the student is not familiar with any of the pictures, name each picture before beginning the game.

Rhyming Words Set 7

pod - nod

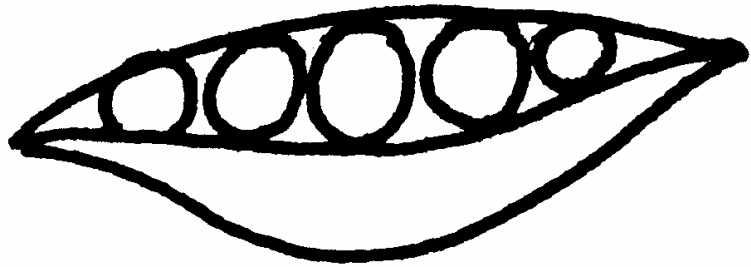
sun - bun

fix - six

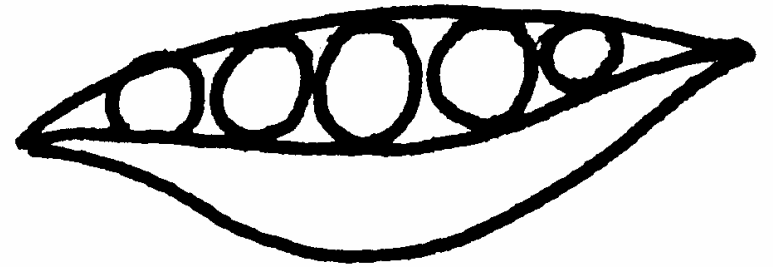
jacket - racket

fish - dish

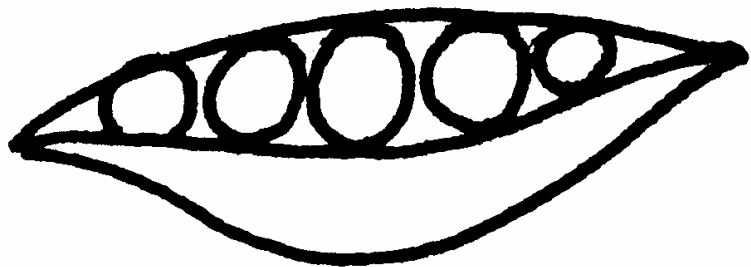
Lay out all ten pictures face up. Say the name of one picture. The student finds that picture and also finds the rhyming picture and removes both pictures. Continue until all the pictures have been removed. If the student is not familiar with any of the pictures, name each picture before beginning the game.



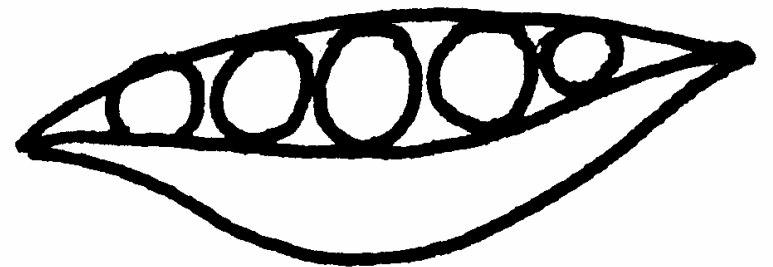
Rhyming
Words Set 7



Rhyming
Words Set 7



Rhyming
Words Set 7



Rhyming
Words Set 7



Rhyming
Words Set 7




Rhyming
Words Set 7




Rhyming
Words Set 7




Rhyming
Words Set 7




Rhyming
Words Set 7




Rhyming
Words Set 7




Rhyming
Words Set 7




Rhyming
Words Set 7




Rhyming
Words Set 7




Rhyming
Words Set 7




Rhyming
Words Set 7




Rhyming
Words Set 7




Rhyming
Words Set 7



Rhyming
Words Set 7



Rhyming
Words Set 7



Rhyming
Words Set 7

A large, bold, black number 6, rendered in a simple, rounded, sans-serif style. The top of the number is slightly curved, and the bottom is a solid, rounded loop.

Rhyming
Words Set 7

A large, bold, black number 6, rendered in a simple, rounded, sans-serif style. The top of the number is slightly curved, and the bottom is a solid, rounded loop.

Rhyming
Words Set 7

A large, bold, black number 6, rendered in a simple, rounded, sans-serif style. The top of the number is slightly curved, and the bottom is a solid, rounded loop.

Rhyming
Words Set 7

A large, bold, black number 6, rendered in a simple, rounded, sans-serif style. The top of the number is slightly curved, and the bottom is a solid, rounded loop.

Rhyming
Words Set 7



Rhyming
Words Set 7




Rhyming
Words Set 7




Rhyming
Words Set 7




Rhyming
Words Set 7




Rhyming
Words Set 7




Rhyming
Words Set 7




Rhyming
Words Set 7




Rhyming
Words Set 7




Rhyming
Words Set 7



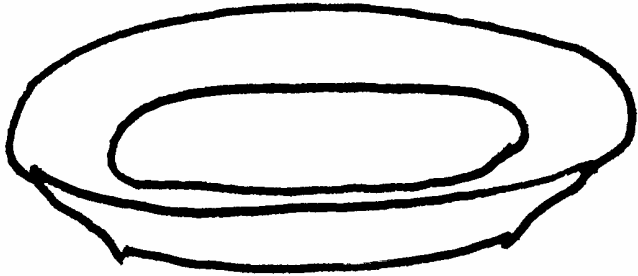
Rhyming
Words Set 7



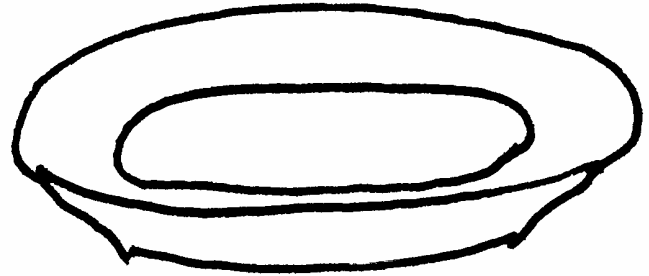
Rhyming
Words Set 7



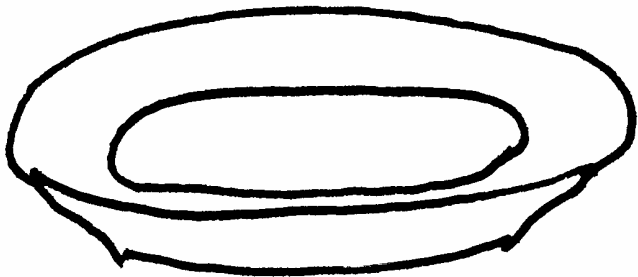
Rhyming
Words Set 7



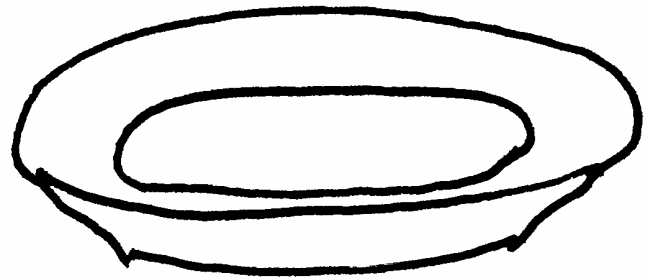
Rhyming
Words Set 7



Rhyming
Words Set 7



Rhyming
Words Set 7



Rhyming
Words Set 7

Rhyming Words Set 8

ax - wax
post - most
gum - drum
hot - pot
neck - deck

Lay out all ten pictures face up. Say the name of one picture. The student finds that picture and also finds the rhyming picture and removes both pictures. Continue until all the pictures have been removed. If the student is not familiar with any of the pictures, name each picture before beginning the game.

Rhyming Words Set 8

ax - wax
post - most
gum - drum
hot - pot
neck - deck

Lay out all ten pictures face up. Say the name of one picture. The student finds that picture and also finds the rhyming picture and removes both pictures. Continue until all the pictures have been removed. If the student is not familiar with any of the pictures, name each picture before beginning the game.

Rhyming Words Set 8

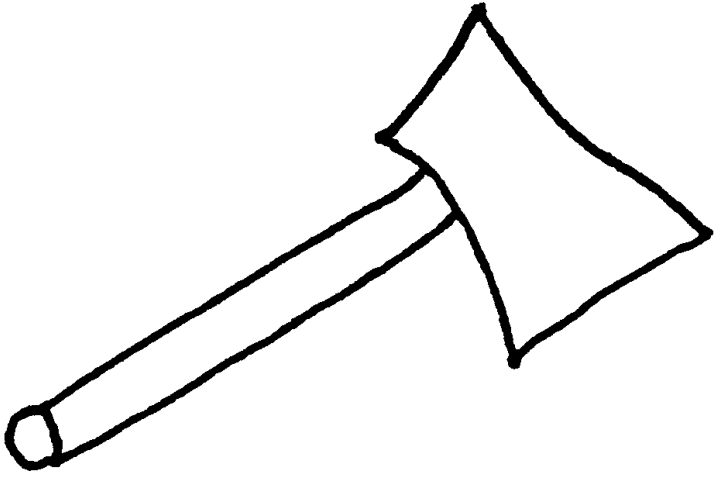
ax - wax
post - most
gum - drum
hot - pot
neck - deck

Lay out all ten pictures face up. Say the name of one picture. The student finds that picture and also finds the rhyming picture and removes both pictures. Continue until all the pictures have been removed. If the student is not familiar with any of the pictures, name each picture before beginning the game.

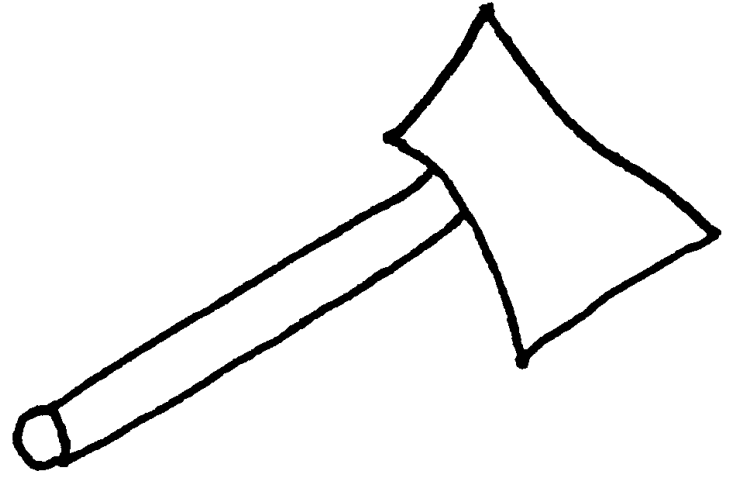
Rhyming Words Set 8

ax - wax
post - most
gum - drum
hot - pot
neck - deck

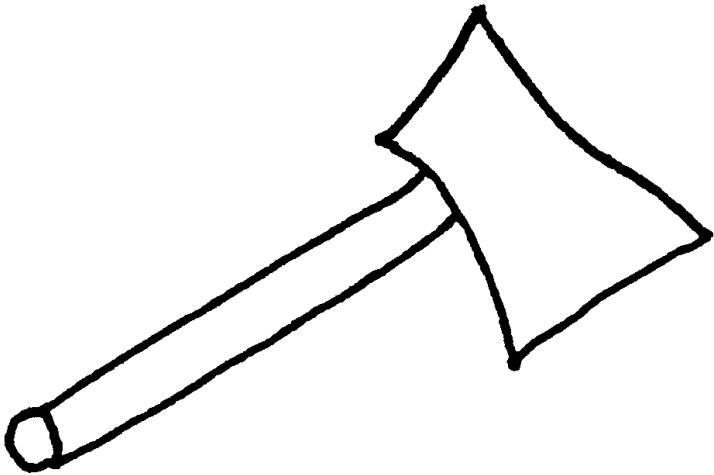
Lay out all ten pictures face up. Say the name of one picture. The student finds that picture and also finds the rhyming picture and removes both pictures. Continue until all the pictures have been removed. If the student is not familiar with any of the pictures, name each picture before beginning the game.



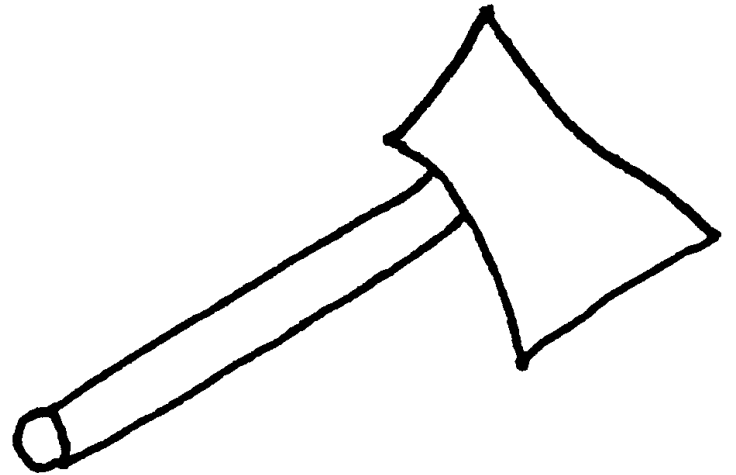
Rhyming
Words Set 8



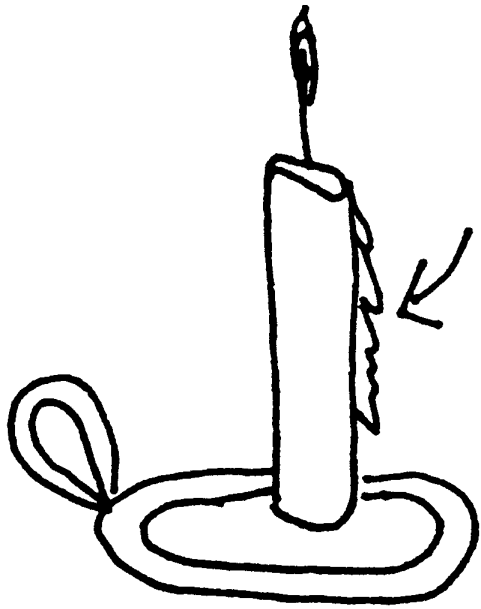
Rhyming
Words Set 8



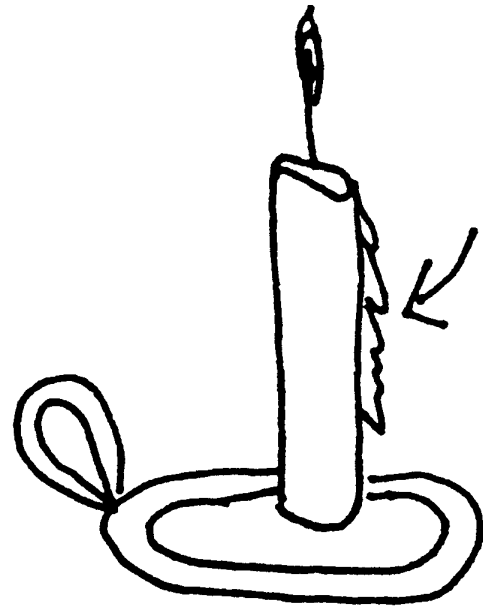
Rhyming
Words Set 8



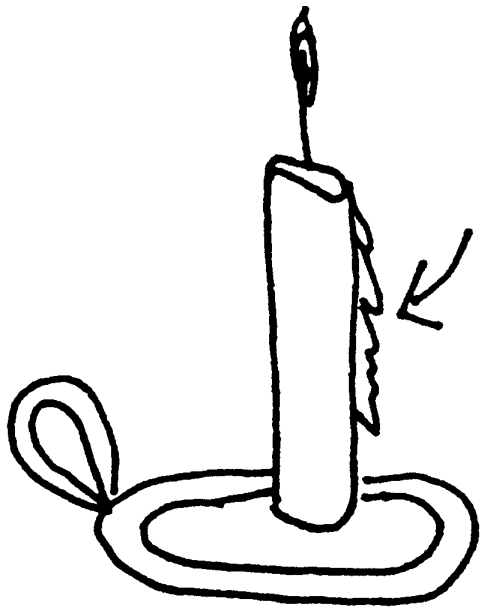
Rhyming
Words Set 8



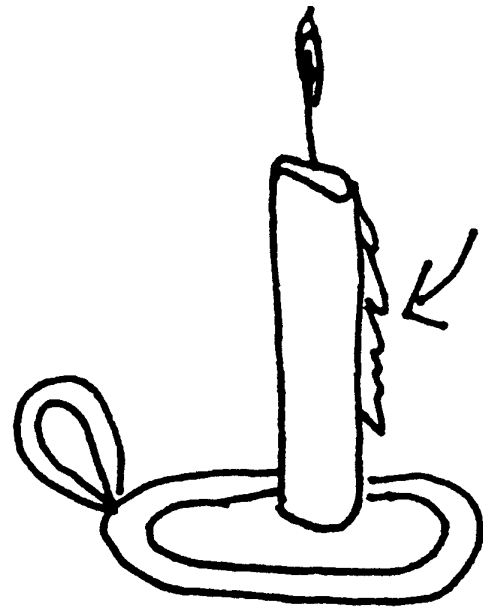
Rhyming
Words Set 8



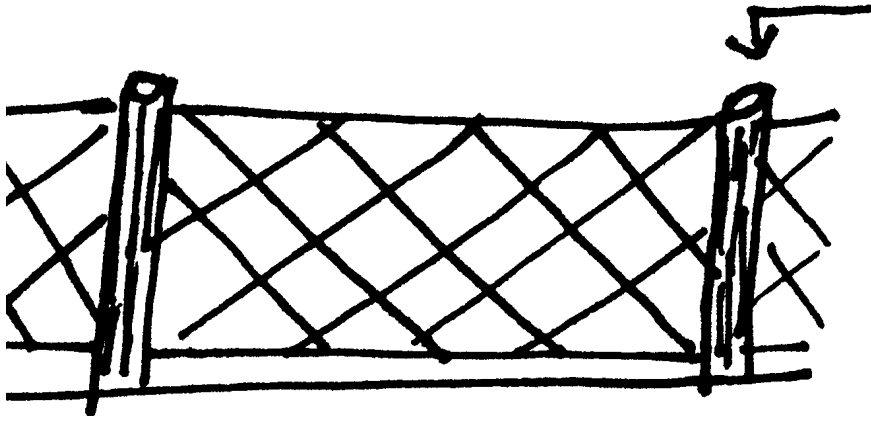
Rhyming
Words Set 8



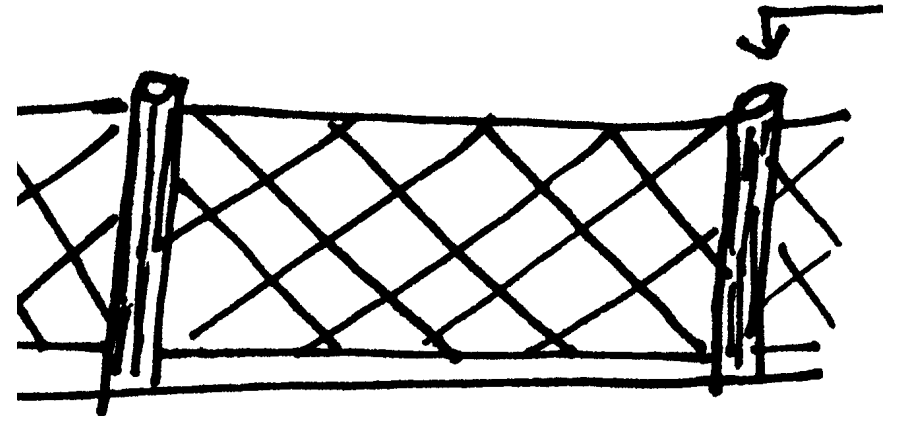
Rhyming
Words Set 8



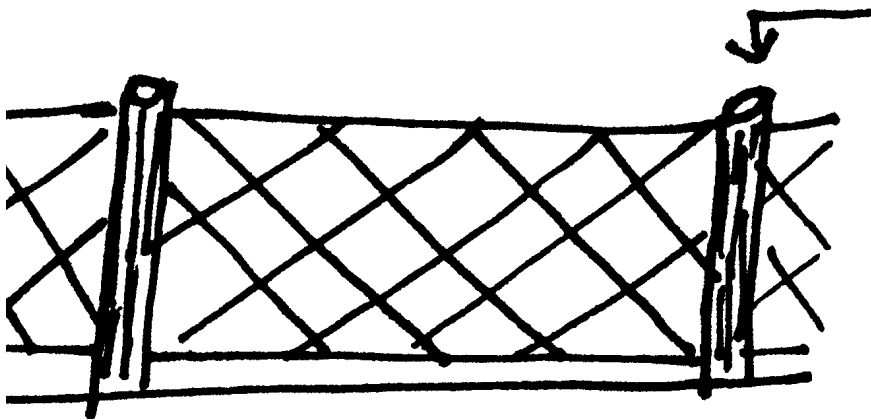
Rhyming
Words Set 8



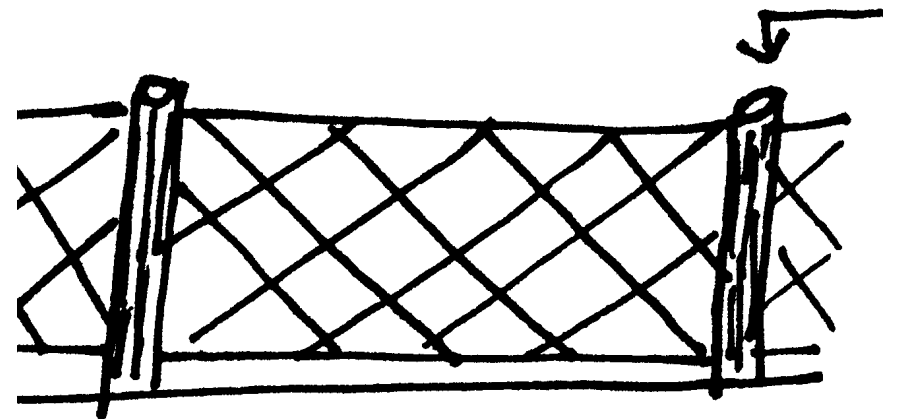
Rhyming
Words Set 8




Rhyming
Words Set 8




Rhyming
Words Set 8




Rhyming
Words Set 8




Rhyming
Words Set 8




Rhyming
Words Set 8




Rhyming
Words Set 8




Rhyming
Words Set 8




Rhyming
Words Set 8




Rhyming
Words Set 8




Rhyming
Words Set 8




Rhyming
Words Set 8




Rhyming
Words Set 8



Rhyming
Words Set 8




Rhyming
Words Set 8




Rhyming
Words Set 8


Rhyming
Words Set 8




Rhyming
Words Set 8




Rhyming
Words Set 8




Rhyming
Words Set 8







Rhyming
Words Set 8




Rhyming
Words Set 8




Rhyming
Words Set 8




Rhyming
Words Set 8




Rhyming
Words Set 8







Rhyming
Words Set 8



Rhyming
Words Set 8



Rhyming
Words Set 8



Rhyming Words Set 9

ram - ham
dig - pig
rocket - pocket
nut - cut
spill - hill

Lay out all ten pictures face up. Say the name of one picture. The student finds that picture and also finds the rhyming picture and removes both pictures. Continue until all the pictures have been removed. If the student is not familiar with any of the pictures, name each picture before beginning the game.

Rhyming Words Set 9

ram - ham
dig - pig
rocket - pocket
nut - cut
spill - hill

Lay out all ten pictures face up. Say the name of one picture. The student finds that picture and also finds the rhyming picture and removes both pictures. Continue until all the pictures have been removed. If the student is not familiar with any of the pictures, name each picture before beginning the game.

Rhyming Words Set 9


ram - ham
dig - pig
rocket - pocket
nut - cut
spill - hill

Lay out all ten pictures face up. Say the name of one picture. The student finds that picture and also finds the rhyming picture and removes both pictures. Continue until all the pictures have been removed. If the student is not familiar with any of the pictures, name each picture before beginning the game.


Rhyming Words Set 9

ram - ham
dig - pig
rocket - pocket
nut - cut
spill - hill


Lay out all ten pictures face up. Say the name of one picture. The student finds that picture and also finds the rhyming picture and removes both pictures. Continue until all the pictures have been removed. If the student is not familiar with any of the pictures, name each picture before beginning the game.




Rhyming
Words Set 9



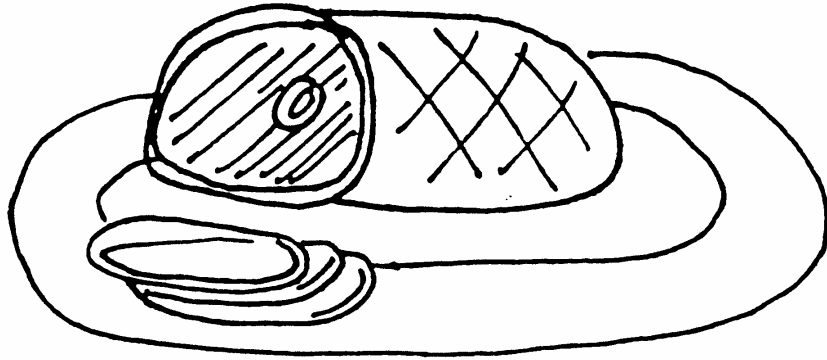
Rhyming
Words Set 9



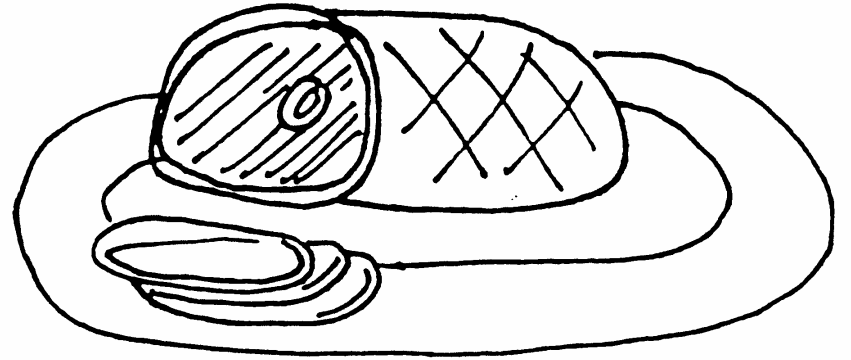
Rhyming
Words Set 9



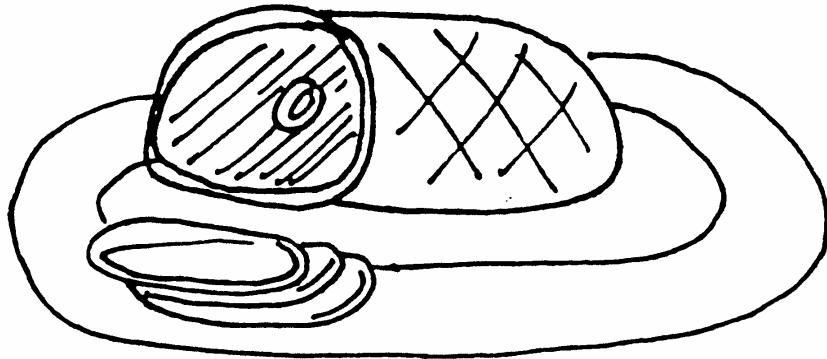
Rhyming
Words Set 9



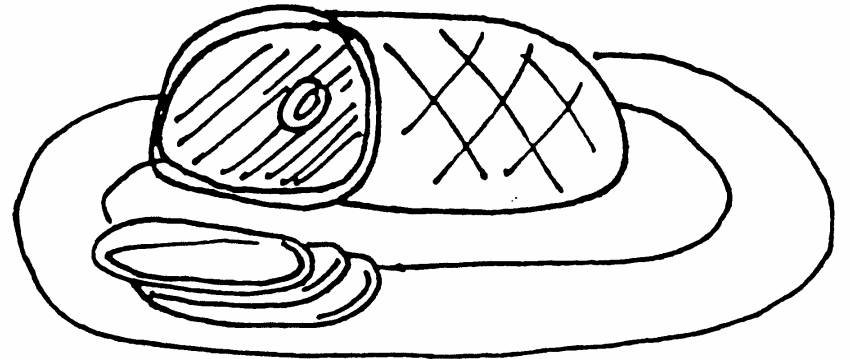
Rhyming
Words Set 9




Rhyming
Words Set 9




Rhyming
Words Set 9




Rhyming
Words Set 9




Rhyming
Words Set 9




Rhyming
Words Set 9




Rhyming
Words Set 9




Rhyming
Words Set 9




Rhyming
Words Set 9



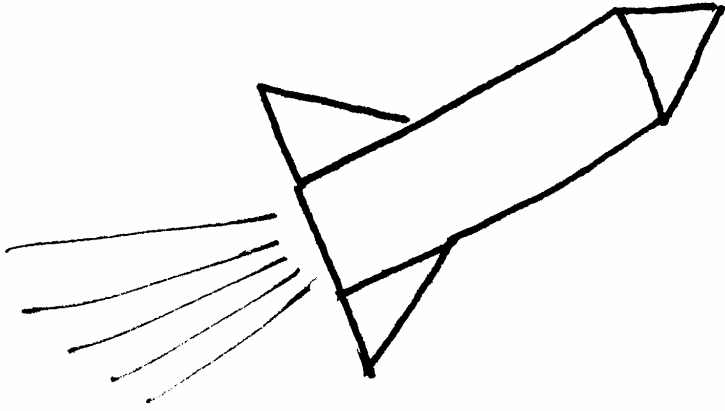
Rhyming
Words Set 9



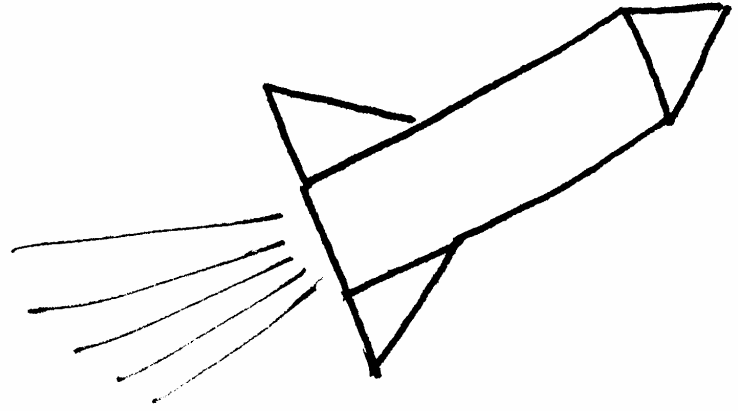
Rhyming
Words Set 9



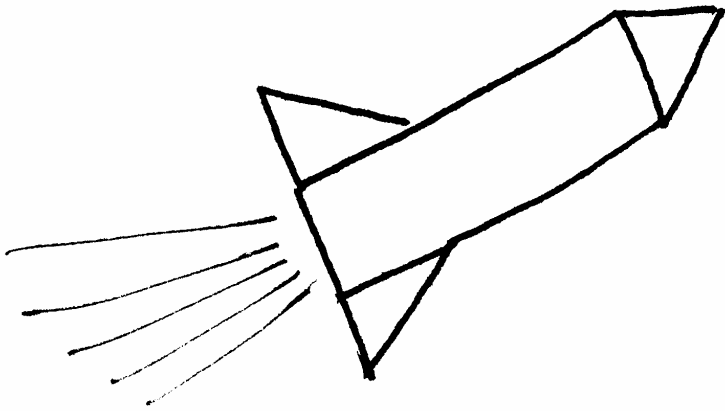
Rhyming
Words Set 9



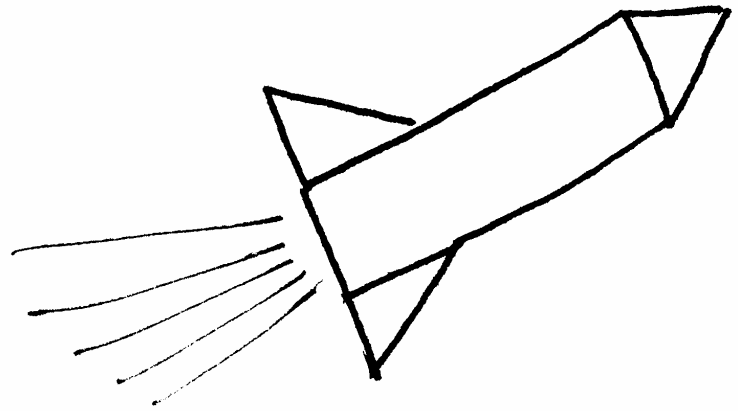
Rhyming
Words Set 9




Rhyming
Words Set 9




Rhyming
Words Set 9




Rhyming
Words Set 9




Rhyming
Words Set 9




Rhyming
Words Set 9




Rhyming
Words Set 9




Rhyming
Words Set 9




Rhyming
Words Set 9



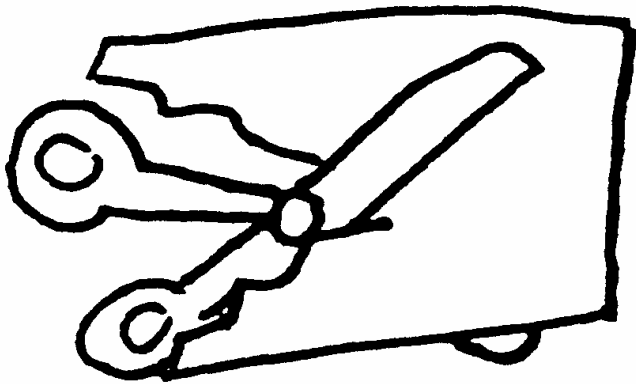
Rhyming
Words Set 9



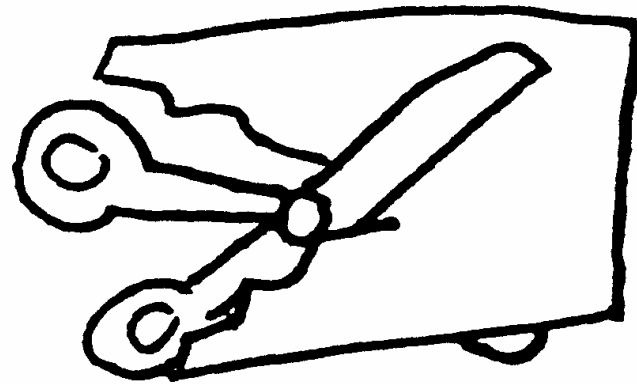
Rhyming
Words Set 9



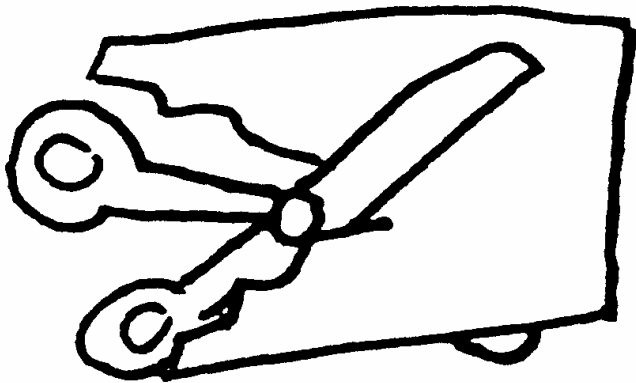
Rhyming
Words Set 9



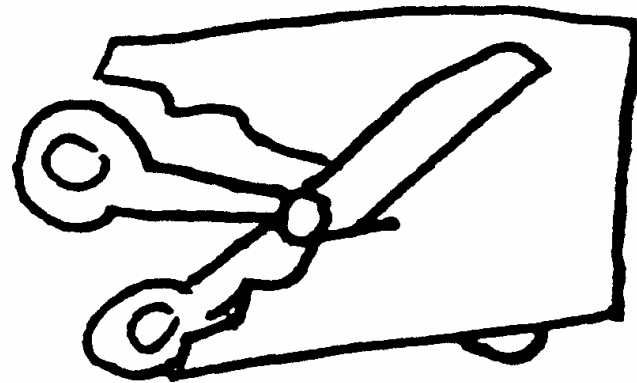
Rhyming
Words Set 9



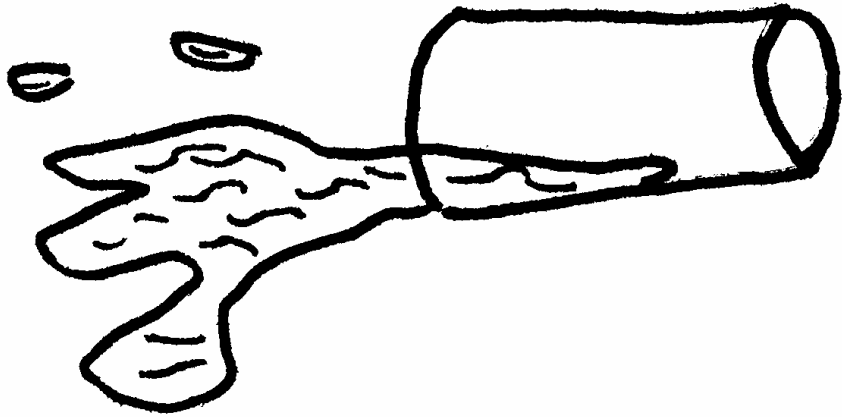
Rhyming
Words Set 9



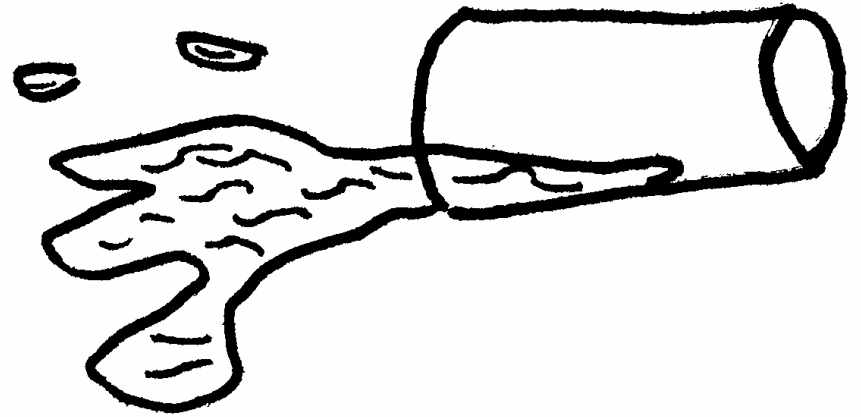
Rhyming
Words Set 9



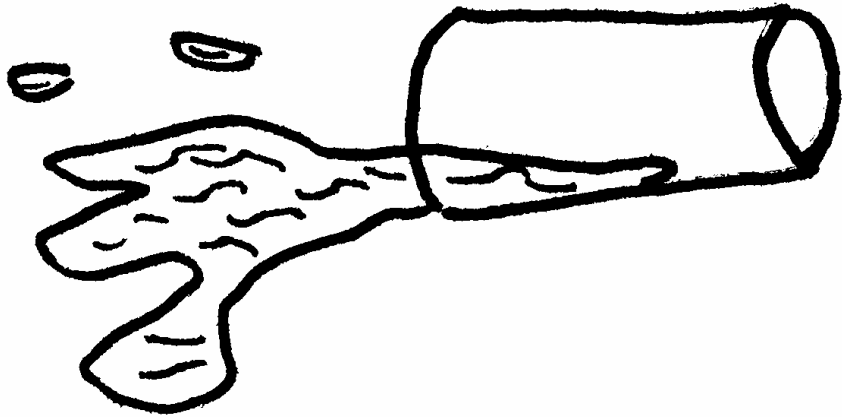
Rhyming
Words Set 9



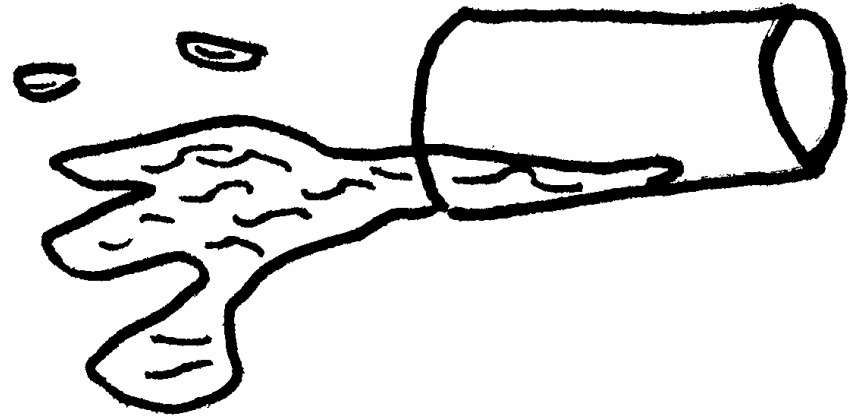
Rhyming
Words Set 9



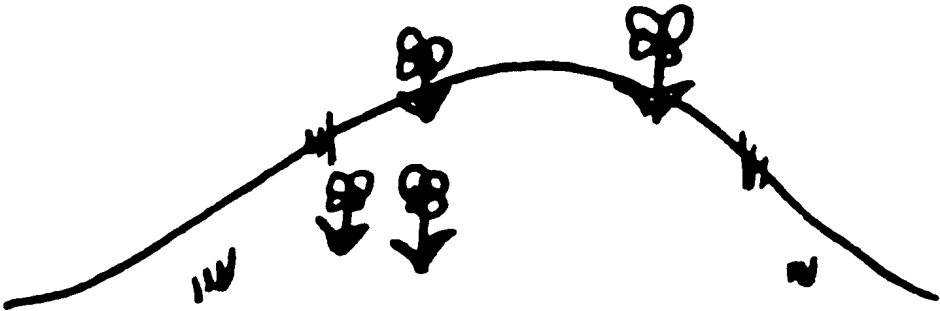
Rhyming
Words Set 9



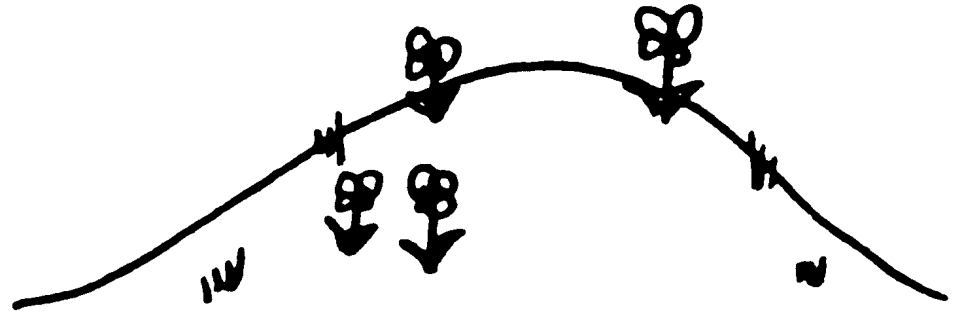
Rhyming
Words Set 9



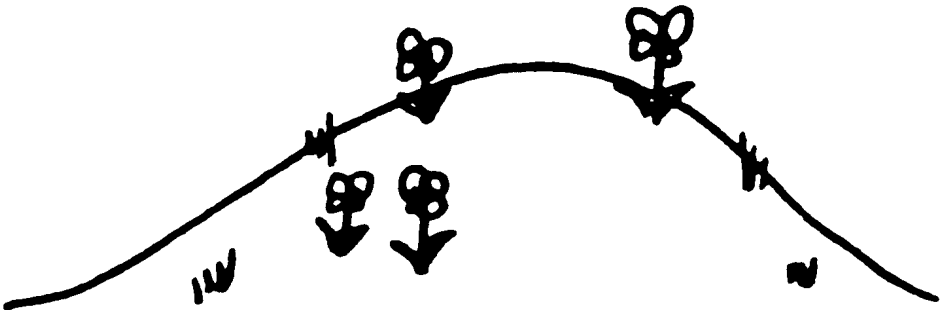
Rhyming
Words Set 9



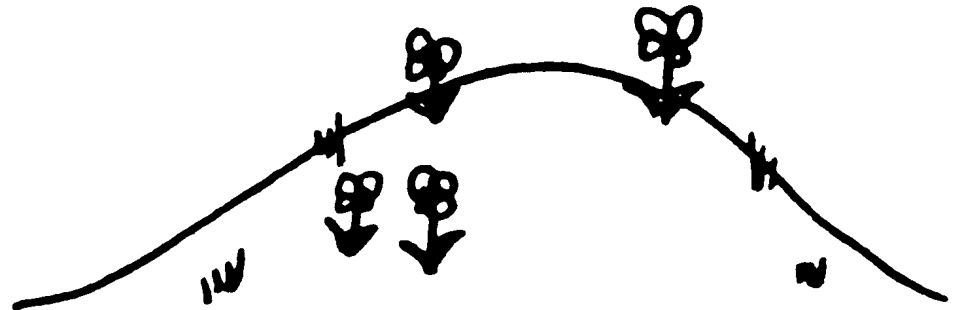
Rhyming
Words Set 9



Rhyming
Words Set 9



Rhyming
Words Set 9



Rhyming
Words Set 9

Rhyming Words Set 10

pan - can
dump - jump
moth - cloth
hood - wood
hop - mop

Lay out all ten pictures face up. Say the name of one picture. The student finds that picture and also finds the rhyming picture and removes both pictures. Continue until all the pictures have been removed. If the student is not familiar with any of the pictures, name each picture before beginning the game.

Rhyming Words Set 10

pan - can
dump - jump
moth - cloth
hood - wood
hop - mop

Lay out all ten pictures face up. Say the name of one picture. The student finds that picture and also finds the rhyming picture and removes both pictures. Continue until all the pictures have been removed. If the student is not familiar with any of the pictures, name each picture before beginning the game.

Rhyming Words Set 10


pan - can
dump - jump
moth - cloth
hood - wood
hop - mop

Lay out all ten pictures face up. Say the name of one picture. The student finds that picture and also finds the rhyming picture and removes both pictures. Continue until all the pictures have been removed. If the student is not familiar with any of the pictures, name each picture before beginning the game.


Rhyming Words Set 10

pan - can
dump - jump
moth - cloth
hood - wood
hop - mop


Lay out all ten pictures face up. Say the name of one picture. The student finds that picture and also finds the rhyming picture and removes both pictures. Continue until all the pictures have been removed. If the student is not familiar with any of the pictures, name each picture before beginning the game.




Rhyming
Words Set 10




Rhyming
Words Set 10




Rhyming
Words Set 10




Rhyming
Words Set 10




Rhyming
Words Set 10




Rhyming
Words Set 10




Rhyming
Words Set 10




Rhyming
Words Set 10




Rhyming
Words Set 10




Rhyming
Words Set 10




Rhyming
Words Set 10




Rhyming
Words Set 10




Rhyming
Words Set 10




Rhyming
Words Set 10




Rhyming
Words Set 10




Rhyming
Words Set 10




Rhyming
Words Set 10




Rhyming
Words Set 10



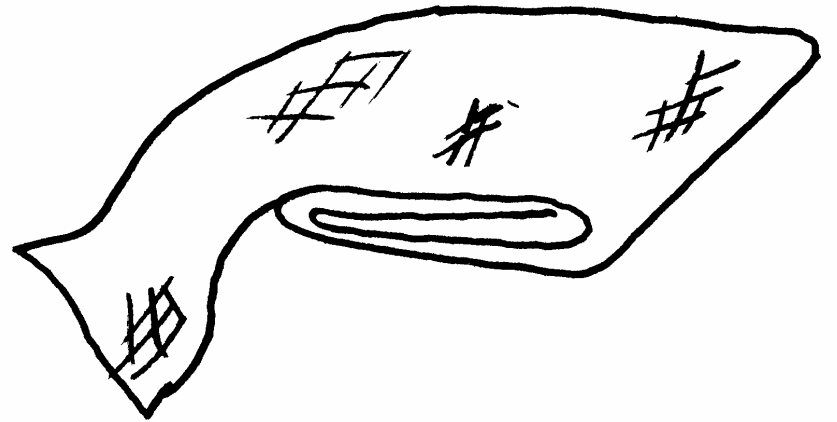
Rhyming
Words Set 10



Rhyming
Words Set 10



Rhyming
Words Set 10




Rhyming
Words Set 10




Rhyming
Words Set 10




Rhyming
Words Set 10




Rhyming
Words Set 10



Rhyming
Words Set 10



Rhyming
Words Set 10



Rhyming
Words Set 10



Rhyming
Words Set 10




Rhyming
Words Set 10




Rhyming
Words Set 10




Rhyming
Words Set 10




Rhyming
Words Set 10




Rhyming
Words Set 10




Rhyming
Words Set 10




Rhyming
Words Set 10




Rhyming
Words Set 10



Rhyming
Words Set 10



Rhyming
Words Set 10



Rhyming
Words Set 10

Rhyming Words Set 11

bat - cat
pack - track
pad - mad
clamp - stamp
seed - weed

Lay out all ten pictures face up. Say the name of one picture. The student finds that picture and also finds the rhyming picture and removes both pictures. Continue until all the pictures have been removed. If the student is not familiar with any of the pictures, name each picture before beginning the game.

Rhyming Words Set 11

bat - cat
pack - track
pad - mad
clamp - stamp
seed - weed

Lay out all ten pictures face up. Say the name of one picture. The student finds that picture and also finds the rhyming picture and removes both pictures. Continue until all the pictures have been removed. If the student is not familiar with any of the pictures, name each picture before beginning the game.

Rhyming Words Set 11


bat - cat
pack - track
pad - mad
clamp - stamp
seed - weed

Lay out all ten pictures face up. Say the name of one picture. The student finds that picture and also finds the rhyming picture and removes both pictures. Continue until all the pictures have been removed. If the student is not familiar with any of the pictures, name each picture before beginning the game.


Rhyming Words Set 11

bat - cat
pack - track
pad - mad
clamp - stamp
seed - weed


Lay out all ten pictures face up. Say the name of one picture. The student finds that picture and also finds the rhyming picture and removes both pictures. Continue until all the pictures have been removed. If the student is not familiar with any of the pictures, name each picture before beginning the game.




Rhyming
Words Set 11




Rhyming
Words Set 11




Rhyming
Words Set 11




Rhyming
Words Set 11




Rhyming
Words Set 11




Rhyming
Words Set 11



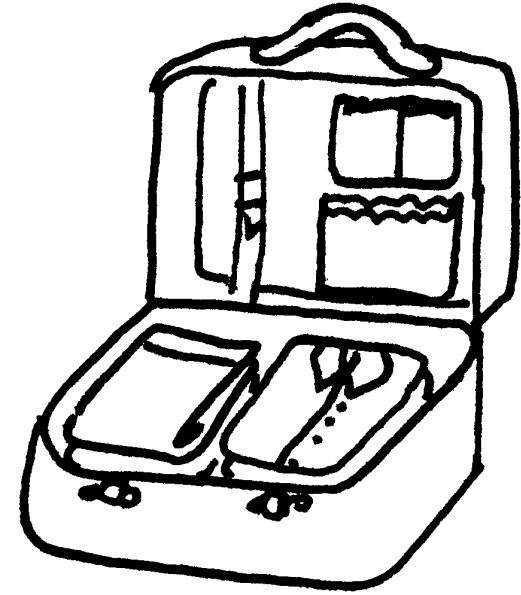
Rhyming
Words Set 11



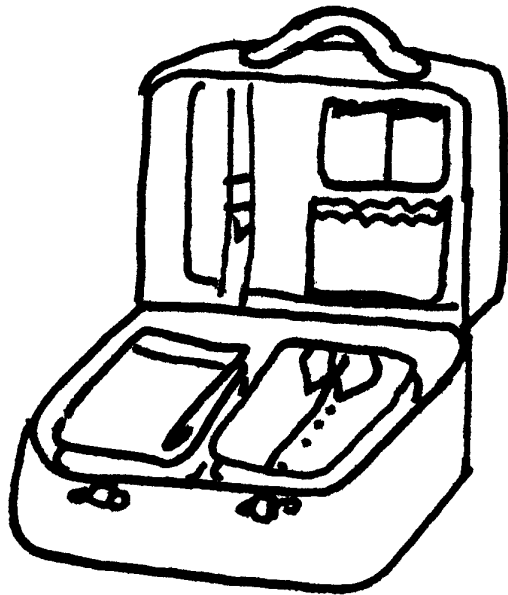
Rhyming
Words Set 11



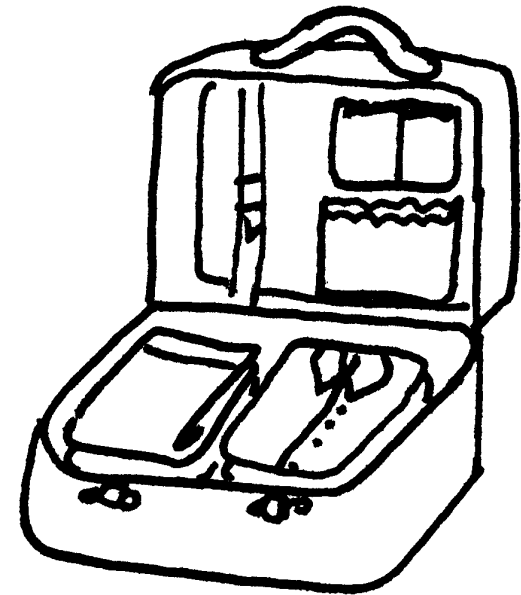
Rhyming
Words Set 11




Rhyming
Words Set 11




Rhyming
Words Set 11




Rhyming
Words Set 11




Rhyming
Words Set 11




Rhyming
Words Set 11




Rhyming
Words Set 11




Rhyming
Words Set 11




Rhyming
Words Set 11



Rhyming
Words Set 11




Rhyming
Words Set 11



Rhyming
Words Set 11




Rhyming
Words Set 11




Rhyming
Words Set 11



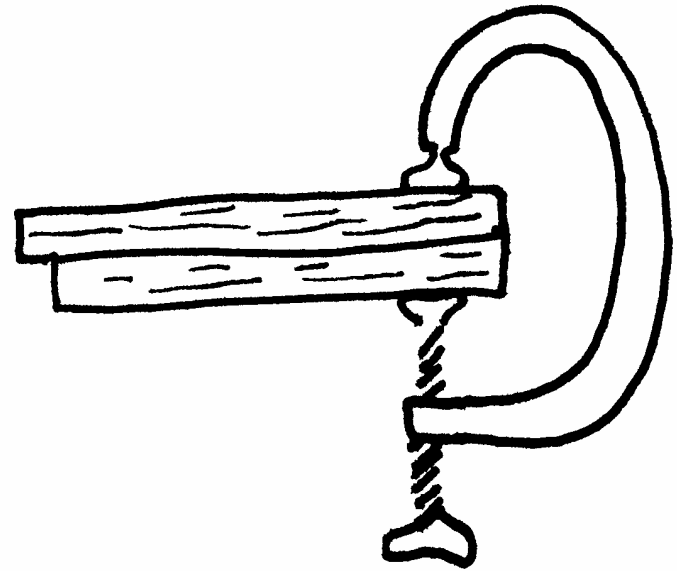
Rhyming
Words Set 11




Rhyming
Words Set 11



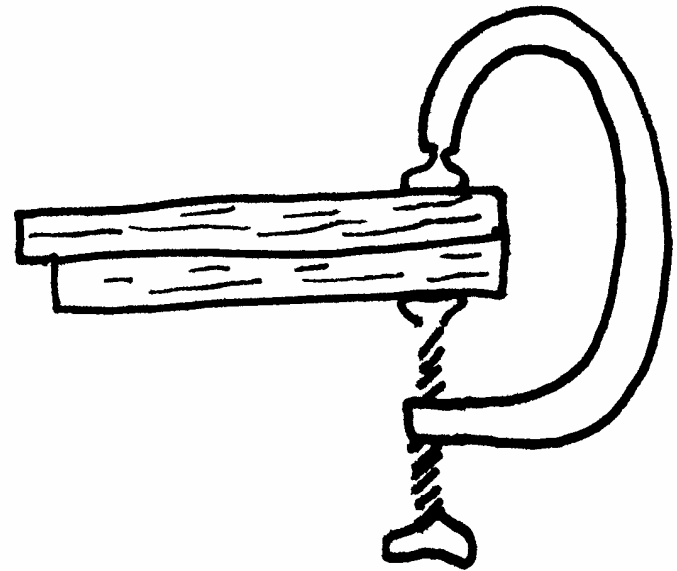
Rhyming
Words Set 11



Rhyming
Words Set 11



Rhyming
Words Set 11



Rhyming
Words Set 11



Rhyming
Words Set 11



Rhyming
Words Set 11



Rhyming
Words Set 11



Rhyming
Words Set 11



Rhyming
Words Set 11




Rhyming
Words Set 11




Rhyming
Words Set 11




Rhyming
Words Set 11




Rhyming
Words Set 11



Rhyming
Words Set 11



Rhyming
Words Set 11



Rhyming
Words Set 11