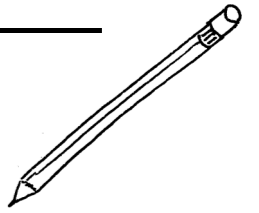




Name \_\_\_\_\_

Date \_\_\_\_\_



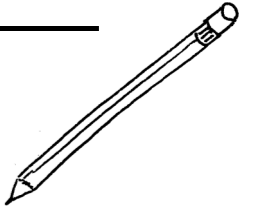
Trace the line many times, going from top to bottom. Then write another line just the same in the next space. Trace this line, too. Trace the circle many times. Start at the star, and go up and around to make the circle. Then write another circle just the same way in the next space. If you have trouble, your teacher will make another pattern for you to trace. Trace the second circle many times. On the back of the page, draw a picture. Use lines and circles to make your picture.




Name \_\_\_\_\_

Date \_\_\_\_\_

Trace the first letter many times. Say the letter sound each time you begin the letter. Then say the sound and write the letter in the next space. If you have trouble, your teacher will write a pattern in the second space for you to trace. Do the same thing with the other letter.  
Seatwork: On the back of the page, do one or more of the bonus activities that your teacher describes.

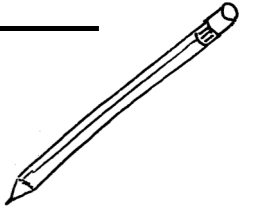





Name \_\_\_\_\_

Date \_\_\_\_\_

Trace the first letter many times. Say the letter sound each time you begin the letter. Then say the sound and write the letter in the next space. If you have trouble, your teacher will write a pattern in the second space for you to trace. Do the same thing with the other letter.  
Seatwork: On the back of the page, do one or more of the bonus activities that your teacher describes.







Name \_\_\_\_\_

Date \_\_\_\_\_

Trace the first letter many times. Say the letter sound each time you begin the letter. Then say the sound and write the letter in the next space. If you have trouble, your teacher will write a pattern in the second space for you to trace. Do the same thing with the other letter.  
Seatwork: On the back of the page, do one or more of the bonus activities that your teacher describes.

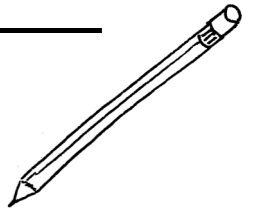





Name \_\_\_\_\_

Date \_\_\_\_\_

Trace the first letter many times. Say the letter sound each time you begin the letter. Then say the sound and write the letter in the next space. If you have trouble, your teacher will write a pattern in the second space for you to trace. Do the same thing with the other letter.  
Seatwork: On the back of the page, do one or more of the bonus activities that your teacher describes.

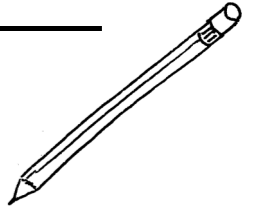





Name \_\_\_\_\_

Date \_\_\_\_\_

Trace the first letter many times. Say the letter sound each time you begin the letter. Then say the sound and write the letter in the next space. If you have trouble, your teacher will write a pattern in the second space for you to trace. Do the same thing with the other letter.  
Seatwork: On the back of the page, do one or more of the bonus activities that your teacher describes.

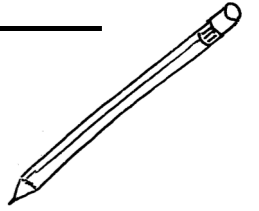





Name \_\_\_\_\_

Date \_\_\_\_\_

Trace the first letter many times. Say the letter sound each time you begin the letter. Then say the sound and write the letter in the next space. If you have trouble, your teacher will write a pattern in the second space for you to trace. Do the same thing with the other letter.  
Seatwork: On the back of the page, do one or more of the bonus activities that your teacher describes.







Name \_\_\_\_\_

Date \_\_\_\_\_

Trace the first letter many times. Say the letter sound each time you begin the letter. Then say the sound and write the letter in the next space. If you have trouble, your teacher will write a pattern in the second space for you to trace. Do the same thing with the other letter.  
Seatwork: On the back of the page, do one or more of the bonus activities that your teacher describes.



e

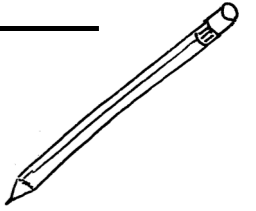
S



Name \_\_\_\_\_

Date \_\_\_\_\_

Trace the first letter many times. Say the letter sound each time you begin the letter. Then say the sound and write the letter in the next space. If you have trouble, your teacher will write a pattern in the second space for you to trace. Do the same thing with the other letter.  
Seatwork: On the back of the page, do one or more of the bonus activities that your teacher describes.



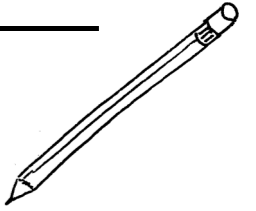
--	--	--	--



Name \_\_\_\_\_

Date \_\_\_\_\_

Trace the first letter many times. Say the letter sound each time you begin the letter. Then say the sound and write the letter in the next space. If you have trouble, your teacher will write a pattern in the second space for you to trace. Do the same thing with the other letter.  
Seatwork: On the back of the page, do one or more of the bonus activities that your teacher describes.



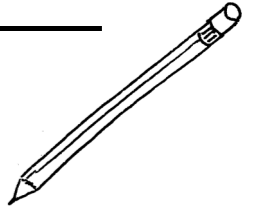
C		O	



Name \_\_\_\_\_

Date \_\_\_\_\_

Trace the first letter many times. Say the letter sound each time you begin the letter. Then say the sound and write the letter in the next space. If you have trouble, your teacher will write a pattern in the second space for you to trace. Do the same thing with the other letter.  
Seatwork: On the back of the page, do one or more of the bonus activities that your teacher describes.




--	--	--	--



Name \_\_\_\_\_

Date \_\_\_\_\_

Trace the first letter many times. Say the letter sound each time you begin the letter. Then say the sound and write the letter in the next space. If you have trouble, your teacher will write a pattern in the second space for you to trace. Do the same thing with the other letter.  
Seatwork: On the back of the page, do one or more of the bonus activities that your teacher describes.



g


p



Name \_\_\_\_\_

Date \_\_\_\_\_

Trace the first letter many times. Say the letter sound each time you begin the letter. Then say the sound and write the letter in the next space. If you have trouble, your teacher will write a pattern in the second space for you to trace. Do the same thing with the other letter.  
Seatwork: On the back of the page, do one or more of the bonus activities that your teacher describes.



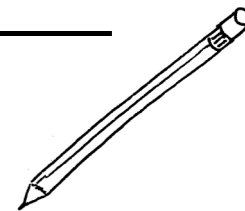
	K		y	



Name \_\_\_\_\_

Date \_\_\_\_\_

Trace the first letter many times. Say the letter sound each time you begin the letter. Then say the sound and write the letter in the next space. If you have trouble, your teacher will write a pattern in the second space for you to trace. Do the same thing with the other letter.  
Seatwork: On the back of the page, do one or more of the bonus activities that your teacher describes.

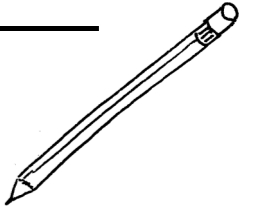





Name \_\_\_\_\_

Date \_\_\_\_\_

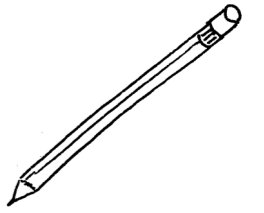
Extra practice and review.



--	--	--	--



**Bonus Activities:** Select an activity to do on the back of the handwriting introduction sheets. Draw a line down the middle of the page. Do the assignment for the first letter on the left side, and for the second letter on the right side.



1. Write each letter one time with a crayon, marker, or colored pencil. Make the letters large. Use several different colors to go around the letters to add more layers. Add stars, swirls, or other patterns to make your letters attractive.
2. On the left side, write the first letter, and draw pictures of as many things that you can think of that start with that letter. On the right side, do the same thing for the second letter.
3. On the left side, write the first letter. Make it large. Think about something the letter might be. Draw extra lines to make the letter look like that person or object. Color your picture. Do the same thing on the right side with the other letter.
4. On the left side, write as many words as you can that start with that letter. On the right side, do the same thing for the second letter.
5. On the left side, write the first letter ten times, using a different crayon, marker, or colored pencil for each letter. Do the same thing on the right side for the second letter.
6. Draw a picture. Incorporate one or both of the letters into your picture. You may want to use the letters for shading, borders, or shapes in your picture.
7. Write a story about one or both of the letters. Pretend that the letters can think and move and talk. What do the letters do? What happens to the letters? Illustrate your story.