
























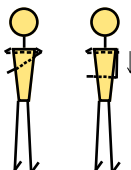


A Body Alphabet

After you learn to write each letter, practice making its shape with your body.
Say the sound as you make the shape.

					
a	b	c	d	e	
					
f	g	h	i	j	
					
k	l	m	n	o	
					
p	q	r	s	t	
					
u	v	w	x	y	z

This view is looking at the figure **from the back**. Teacher should stand beside the child to model the letters. Do not face the child.
If a large mirror is available, as in a dance studio, everyone should face the mirror.